

STANDING COMMITTEE ON PROGRAMMES AND FINANCE

Twenty-fourth Session

IOM DEVELOPMENT FUND

(Final report: 1 January to 31 December 2018)

IOM DEVELOPMENT FUND **(Final report: 1 January to 31 December 2018)**

Background

1. An overview of the IOM Development Fund, which was established through Council Resolution No. 1035 of 29 November 2000, is provided at the sessions of the Standing Committee on Programmes and Finance.
2. The allocation and application of the Fund is guided by Standing Committee on Programmes and Finance Resolution No. 18 of 27 June 2018 on budget regulations and practices.¹ Guidance Note 2019 on the IOM Development Fund explains the characteristics of the Fund and provides practical guidance on its operation and management. It can be consulted in the three official languages on the IOM Development Fund website (<http://developmentfund.iom.int/>).
3. With regard to the Fund's two lines of funding, Line 2 is broadly similar in its operation to Line 1, with one of the key provisos being that Member States subject to Article 4 of the IOM Constitution are not eligible to benefit from funding under Line 2.²

Fund administration

4. In 2018, a total of USD 9,534,378³ (including administrative and PRIMA costs) was available for the IOM Development Fund. A total of USD 1,432,544 was available for Line 1 funding, comprising USD 1,400,000 of Operational Support Income (see document C/109/3) and USD 32,544 of recovered funds from closed Line 1 projects. A total of USD 8,101,834 was available for Line 2 funding, which is composed of USD 7,210,506 in Operational Support Income, USD 218,651 of recovered funds from closed Line 2 projects, USD 39,600 from the Government of Austria, USD 574,713 from the Government of Sweden, USD 57,566 from the Government of the United States of America and USD 798 of private contributions made by individuals online.

¹ Section IV, paragraph 13 of Standing Committee on Programmes and Finance Resolution No. 18 states the following: "The Director General is requested to allocate one million four hundred thousand United States dollars from Operational Support Income for the development of migration projects in favour of developing Member States and Member States in transition, on the basis of an equitable regional distribution, without prejudice to funds already allocated for these purposes, referred to as funding Line 1." Section IV, paragraph 14 states that: "Twenty-five per cent of Operational Support Income (excluding security) in excess of USD 20 million will be allocated to the IOM Development Fund, referred to as funding Line 2.", while in paragraph 15 of the same section it states that: "The total amount available for the IOM Development Fund (excluding direct voluntary contributions) cannot exceed total miscellaneous income (unearmarked contributions and interest income)."

² Section IV, paragraph 17 (a) of Standing Committee on Programmes and Finance Resolution No. 18 states that: "Access to funding under Line 2 will be linked to outstanding contributions, and Member States subject to Article 4 of the Constitution will not be eligible for funding." The phrase "subject to Article 4" refers to the status of a Member State whose current arrears in the payment of its financial contributions to the Organization equal or exceed the amount of the contributions due from it for the preceding two years and whose loss of voting rights in accordance with Article 4 of the IOM Constitution shall become effective in a year's time if at that time the Member State is still in arrears to the said extent, but not a Member State whose loss of voting rights has become effective but whose voting rights were maintained or restored by the Council after being satisfied that the failure to pay is due to conditions beyond the control of the Member State.

³ The Governments of Belgium and the United States of America provided unearmarked contributions during 2017 (to be applied to 2018), which are part of the Operational Support Income that funds the IOM Development Fund.

5. A total of 52 projects were funded in 2018 through the IOM Development Fund, providing support to 122 eligible Member States. As in previous years, the distribution of allocations to each region was closely aligned with the representation of eligible Member States in those regions. In Africa, the IOM Development Fund supported 20 initiatives with USD 3,336,544, benefiting 28 eligible Member States. In Latin America and the Caribbean, USD 1,900,000 was allocated to 11 initiatives, benefiting 16 eligible Member States. In Asia and Oceania, 12 initiatives, benefiting 12 Member States, were funded for a total of USD 2,300,000. In Europe, USD 1,040,000 was allocated to seven projects, benefiting seven eligible Member States. One multiregional project was approved for a total of USD 100,000, benefiting Member States eligible for Line 1 funding, and one multiregional project was approved for a total of USD 200,000, benefiting Member States eligible for Line 2 funding.

6. Projects approved covered the following thematic areas: labour migration; migration and development; counter-trafficking; migration health; migration profiles; immigration and border management; migration, the environment and climate change; and migration policy. All projects approved are aligned with relevant objectives/principles contained in the IOM Migration Governance Framework.

7. Financial allocations against available funding were on schedule, with 100 per cent of the overall funding having been allocated by the end of 2018. All projects were developed on PRIMA with a rights-based approach and the integration of a gender perspective. As at 31 December 2018, 133 active projects were being administered by the IOM Development Fund.

8. The IOM Development Fund Strategic Plan was updated for the period 2019–2021. Among other things, it details the shared values that underpin the Fund's work as a unit and its relationships with internal and external stakeholders. Furthermore, an action plan for 2019 has also been developed.

PRIMA – Project Information and Management Application

9. The IOM Development Fund Unit, together with colleagues in the field and regional offices, continued to use the PRIMA system as the platform for all workflows in the project cycle and to monitor the implementation of activities in preparation for on-site evaluations.

10. With the development of the PRIMA for All system in parallel with the operationalization of PRIMA for the IOM Development Fund, the IOM Development Fund Unit has been able to share the lessons learned from its roll-out of the system, feed its requirements into the organization-wide system and assist with the testing of that system.

Review of best practices

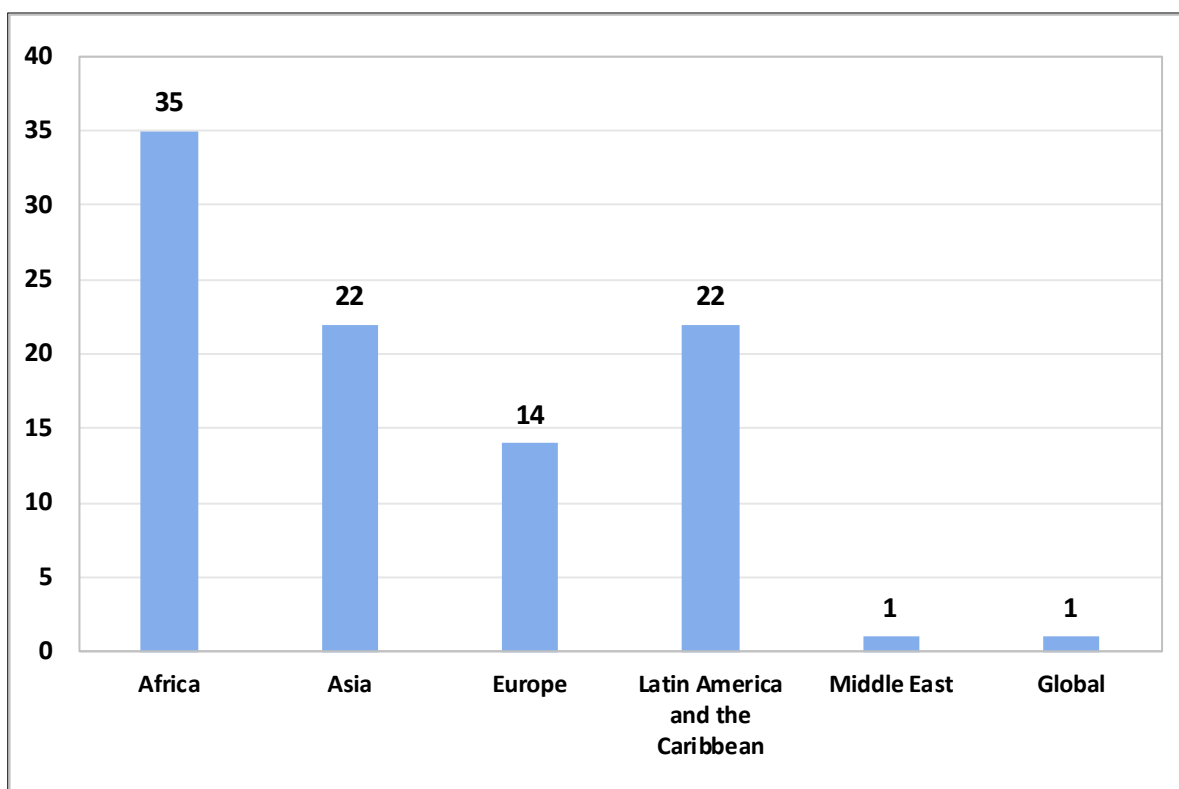
11. In 2018, the IOM Development Fund conducted three reviews: one looking at all projects in South-East Asia for the period 2013–2017, another considering all projects in Central Asia for the period 2013–2017 and a third reviewing all projects related to the development of a migration profile between 2011 and 2014. The reviews assessed the performance and sustainability of these projects in order to improve future project development, project implementation and related thematic programming. The results of these reviews are available on the IOM Development Fund website.

Review of sustainability of projects

12. Given that the mandatory ex-post evaluation is a relatively recent initiative by the Fund, it was proposed that it is in the Fund’s interest to draw a larger project sample and reflect on the sustainability of those projects, based on the sustainability criterion of the Development Assistance Committee (DAC) of the Organisation for Economic Co-operation and Development (OECD) evaluation criteria. In the light of the primary objective of the IOM Development Fund to provide seed funding, the review provides a brief overview of the continued benefits of the projects and the major factors influencing the achievement of sustainability.

13. The project sample for the review comprised all projects funded by the IOM Development Fund in 2014 and beyond that had either a “Closed” or “Completed” status on PRIMA. Active projects with ongoing funding were excluded, as they remain premature for the purpose of this review to be aligned with the sustainability definition of the OECD-DAC evaluation criteria, which is characterized by the withdrawal of donor funding. The total number of target projects was 95, spanning different geographical regions (see Figure 1) and thematic areas. Of these, 23 were regional projects and 72 were national projects (representing 24% and 76% of projects, respectively). Total funding was USD 13,185,389 for the target projects.

Figure 1. Number of target projects by region



14. A review matrix was developed for data collection, in coordination with the Office of the Inspector General, based on the sustainability definition of the OECD-DAC evaluation criteria. The review matrix included the following qualitative and quantitative items relevant to project sustainability: availability and amount of follow-up donor funding⁴ after Fund project completion;

⁴ For the purpose of this review exercise, follow-up donor funding is defined as funding by external donors, including the IOM Development Fund, that builds upon the achievements of the original Fund projects or that fully or partially contributed to the continuation of the Fund project outputs and activities.

evidence of relevant national budget allocation after Fund project completion; types of activities/interventions in which evidence of sustainability is witnessed; types of institutional changes in which evidence of sustainability is witnessed; and factors affecting sustainability. The matrix was sent to relevant IOM offices (the project management sites of the target projects) for their input.

Findings

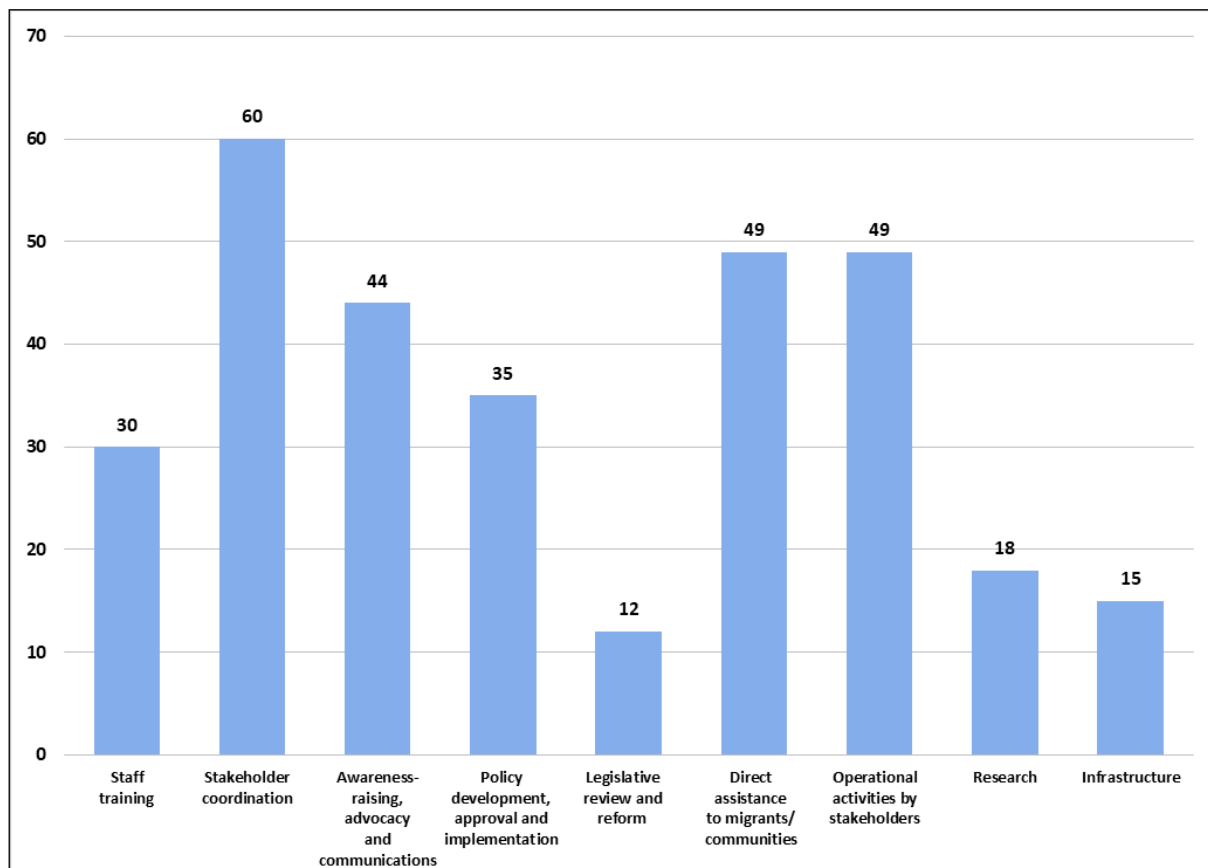
15. According to the OECD-DAC evaluation criteria, sustainability is concerned with measuring whether the benefits of an activity are likely to continue after donor funding has been withdrawn. This review includes the availability of follow-up donor funding after project completion. Out of the 95 projects targeted during the review, 34 projects (36% of the target projects) demonstrated evidence of follow-up donor funding with a reported total amount of USD 76,313,771, six times the original budget. Main donors who have provided follow-up funding after project completion include the European Union, Germany, Norway and Switzerland.

16. Evidence of follow-up national budget allocation is a good indication of the government's commitment and its willingness to take the project initiative forward. Out of the 95 projects targeted for this review, 49 projects (52%) reported some evidence of national budget allocation linked to the original Fund project initiative, including in the form of in-kind contributions. The extent of the national budget allocation varied for each target project and was difficult to quantify, as the governments often do not disclose budgetary information or make it publicly available.

17. In order to further shed light on what form of Fund project initiative is sustained, the review examined the collected sustainability data per intervention/activity type, as shown in Figure 2. Out of the 95 projects targeted for the review, 60 projects were reported to have some form of sustained coordination mechanisms, for example, interministerial working groups and national committees, related to the original initiative of the Fund project. In addition to the coordination mechanisms, the review revealed the prevalence of sustained direct assistance to migrants/communities and operational activities by stakeholders linked to the original project (49 projects each). For example, for the project "Strengthening the Security of the Belarus–Ukraine Border – Co-funding contribution to the EU-funded SURCAP II project", the Joint Action Plan has been developed between border authorities of both countries and joint border patrols continue to be conducted as a regular practice.

18. The projects also contributed to the sustained work in legislative review and reform, although the number of projects reported was relatively smaller compared with other intervention areas. For example, the recommendations from the "Streamlining Employment of Foreign Workers and Migration Management in North Macedonia" project feasibility study were incorporated into the legislation on foreigners and their employment, contributing to the adoption of related laws. Another example is the "Strengthening Labour Migration Management in Ethiopia" project. Sustained activities have included the following: a legislative review (Proclamation No. 923/2016, which is a revised overseas employment proclamation) along with institutional restructuring has been carried out (a separate overseas employment directorate composed of eight teams has been established and respective staff assigned within the Ministry of Labour and Social Affairs); private employment agencies with licences that had been suspended have been re-licensed; bilateral labour agreements with four destination countries (Jordan, Qatar, Saudi Arabia and the United Arab Emirates) have been finalized; technical and vocational education and training institutions have been selected to provide skills training to potential migrants; and labour attachés are being assigned to major destination countries.

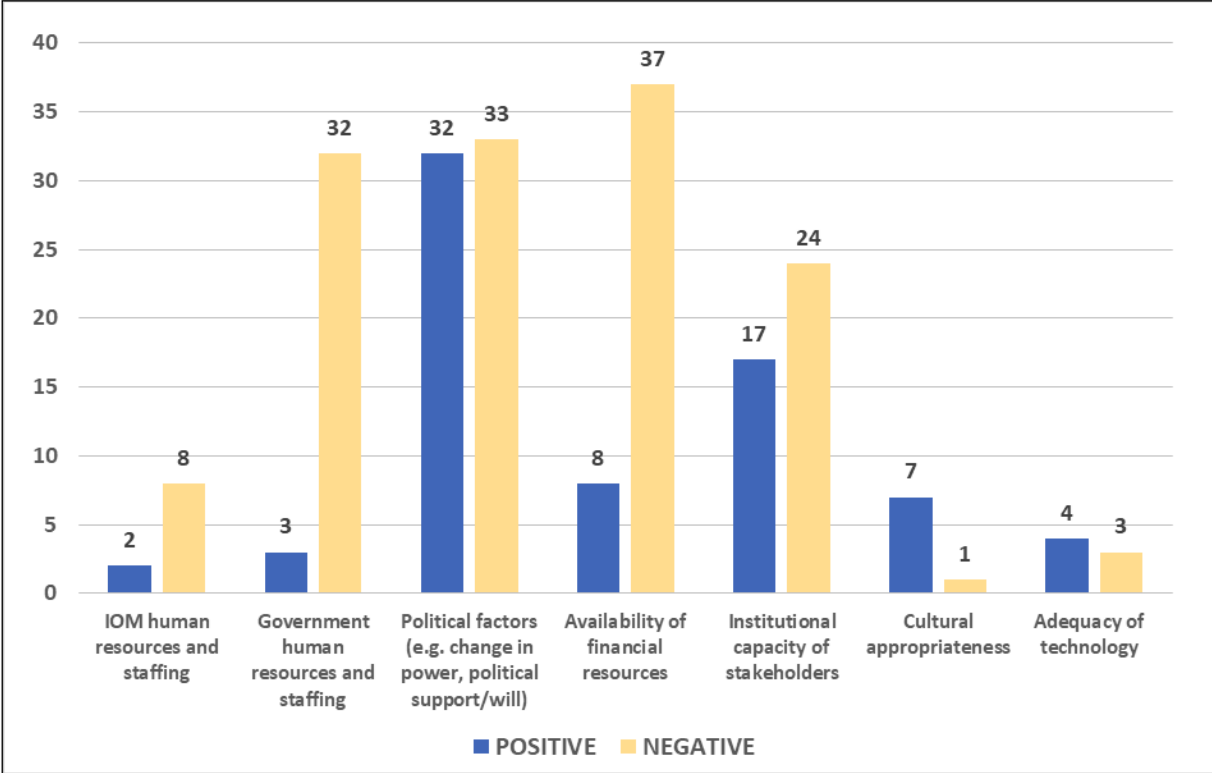
Figure 2. Number of projects reported with sustained elements per intervention/activity type



19. The review also collected information on the types of institutional changes that were evident after project completion. As reported by 53 projects, sustained coordination mechanisms (e.g. interministerial working groups and national committees) related to the original project initiatives were notable institutional changes. Furthermore, many IOM offices reported on various institutional performance changes often characterized by perceived behavioural changes of the project stakeholders; 25 projects and 34 projects reported government structures and government staffing, respectively, as major institutional changes. An example is the “Mapping the Diaspora of Saint Vincent and the Grenadines” project, where the Government, under the framework of a diaspora unit that was created within the original project, continues to coordinate and engage with the diaspora and to address the related issues.

20. The main factors affecting project sustainability are summarized in Figure 3, which also shows the number of projects that identified the positive and negative factors. The majority of IOM offices reported that the limited availability of financial resources by government counterparts negatively affected project sustainability, which again highlights the fact that the benefiting governments continue to struggle with full financial commitment immediately following original project completion. Political factors remain highly relevant to project sustainability, with data revealing that the change in political power very often negatively influenced project sustainability, whereas it was enhanced in a positive manner when there was strong political will to move the project initiative forward. Furthermore, government staff turnover, particularly at the administrative and operational levels, negatively affected project sustainability in many of the target projects.

Figure 3. Number of projects reporting factors affecting project sustainability



Staff support for the IOM Development Fund

21. The Government of Japan has provided funding for a part-time Junior Professional Officer (JPO) for the IOM Development Fund Unit at Headquarters. The JPO has been a vital member of the Unit, reviewing fundraising options, project applications and reports, and carrying out project performance reviews.

Fundraising initiatives

22. During 2018, the IOM Development Fund, with the support of the Media and Communications Division, had been developing an awareness-raising and fundraising campaign to be launched in public spaces during 2019 in collaboration with the private sector. An update will be provided at the Twenty-fifth Session of the Standing Committee on Programmes and Finance.

Ex-post evaluations

23. The IOM Development Fund is committed to undertaking ex-post evaluations of all completed funded projects. All evaluations carried out during 2018 have been reviewed, collated and summarized. The main findings and recommendations have been collated into a report, entitled Report on the IOM Development Fund 2018 Ex-post Evaluations, which has been shared with project developers, managers, monitoring and evaluation officers and staff in the regional offices involved in the review of new project proposals and reports. The ex-post evaluations play a crucial role in helping to hold the IOM Development Fund, IOM offices and project partners accountable for the project results as well as informing the future decision-making on the use of the Fund. The full report is available on the IOM Development Fund website.

Evaluation of the Fund

24. An evaluation of the Fund by the Office of the Inspector General was planned for early 2019 to review its eligibility and selection criteria, as well as its overall performance, impact and sustainability. An evaluation report will be available by the Twenty-fifth Session of the Standing Committee on Programmes and Finance.

Eligible Member States and allocations: 1 January to 31 December 2018

25. This report includes the following annexes:

- Annex I: Line 1: Member States eligible for allocations under the IOM Development Fund, by region, as at 31 December 2018
- Annex II: Line 2: Member States eligible for allocations under the IOM Development Fund, by region, as at 31 December 2018
- Annex III: Line 1 and Line 2: IOM Development Fund regional distribution chart: Approved projects from 1 January to 31 December 2018
- Annex IV: Line 1 and Line 2: IOM Development Fund financial summary: 1 January to 31 December 2018 and available funds as at 31 December 2018

Annex I

**Line 1: Member States eligible for allocations under the IOM Development Fund,
by region, as at 31 December 2018**

(total: 122)

Africa 52 Members (43%)	Africa (continued)	Asia and Oceania 31 Members (25%)
Algeria Angola Benin Botswana Burkina Faso Burundi Cabo Verde Cameroon Central African Republic Chad Comoros Congo Côte d'Ivoire Democratic Republic of the Congo Djibouti Egypt Eritrea Eswatini Ethiopia Gabon Gambia Ghana Guinea Guinea-Bissau Kenya Lesotho Liberia Libya Madagascar Malawi Mali Mauritania Mauritius Morocco Mozambique Namibia Niger Nigeria Rwanda Sao Tome and Principe Senegal Sierra Leone Somalia South Africa South Sudan Sudan Togo	Tunisia Uganda United Republic of Tanzania Zambia Zimbabwe <p align="center">Middle East 2 Members (2%)</p> Jordan Yemen <p align="center">Latin America and the Caribbean 25 Members (20%)</p> Argentina Belize Bolivia (Plurinational State of) Brazil Colombia Costa Rica Cuba Dominica Dominican Republic Ecuador El Salvador Guatemala Guyana Haiti Honduras Jamaica Mexico Nicaragua Panama Paraguay Peru Saint Lucia Saint Vincent and the Grenadines Suriname Venezuela (Bolivarian Republic of)	Afghanistan Bangladesh Cambodia China Fiji India Iran (Islamic Republic of) Kazakhstan Kiribati Kyrgyzstan Maldives Marshall Islands Micronesia (Federated States of) Mongolia Myanmar Nauru Nepal Pakistan Papua New Guinea Philippines Samoa Solomon Islands Sri Lanka Tajikistan Thailand Timor-Leste Tonga Turkmenistan Tuvalu Vanuatu Viet Nam <p align="center">Europe 12 Members (10%)</p> Albania Armenia Azerbaijan Belarus Bosnia and Herzegovina Georgia Montenegro North Macedonia Republic of Moldova Serbia Turkey Ukraine

Note: Grenada, the Lao People's Democratic Republic and Palau are not included in the above list as they were admitted as Member States of the Organization at the Second Special Session of the Council, held on 29 June 2018.

Annex II

**Line 2: Member States eligible for allocations under the IOM Development Fund,
by region, as at 31 December 2018¹**

(total: 94)

Africa 34 Members (36%)	Middle East 1 Member (1%)	Asia and Oceania (continued)
Algeria Angola Benin Botswana Burkina Faso Burundi Cabo Verde Central African Republic Côte d'Ivoire Democratic Republic of the Congo Djibouti Egypt Ethiopia Ghana Guinea Kenya Lesotho Madagascar Malawi Mali Mauritania Mauritius Morocco Namibia Niger Rwanda Senegal Sierra Leone South Africa Sudan Togo Tunisia Zambia Zimbabwe	Jordan	Mongolia Myanmar Nepal Pakistan Papua New Guinea Philippines Samoa Solomon Islands Sri Lanka Tajikistan Thailand Timor-Leste Tonga Turkmenistan Tuvalu Vanuatu Viet Nam
	Latin America and the Caribbean 22 Members (23%)	Argentina Belize Bolivia (Plurinational State of) Brazil Colombia Costa Rica Cuba Dominica Dominican Republic Ecuador El Salvador Guatemala Guyana Haiti Honduras Jamaica Mexico Nicaragua Panama Paraguay Peru Saint Lucia
	Asia and Oceania 25 Members (27%)	Bangladesh China India Iran (Islamic Republic of) Kazakhstan Kyrgyzstan Marshall Islands Micronesia (Federated States of)
		Europe 12 Members (13%)

¹ The Line 2 list of eligible Member States (and budget for each region) cut-off date for the year is 30 June. Cambodia, Chad, Comoros, Fiji, Maldives and Mozambique became eligible for Line 2 funding when they came off the list of Member States with outstanding assessed contributions to the Administrative Part of the Budget which equal or exceed the amount due from them for the preceding two years, which took place after 30 June 2018.

Note: Grenada, the Lao People's Democratic Republic and Palau are not included in the above list as they were admitted as Member States of the Organization at the Second Special Session of the Council, held on 29 June 2018.

Annex III
Line 1 and Line 2: IOM Development Fund regional distribution chart:
Approved projects from 1 January to 31 December 2018

REGION: AFRICA		
IOM office (benefiting Members and non-members)	Project	Amount funded (USD)
Line 1		
IOM Botswana (Angola, Botswana, Comoros, Democratic Republic of the Congo, Eswatini, Lesotho, Madagascar, Malawi, Mauritius, Mozambique, Namibia, South Africa, Zambia, Zimbabwe)	Enhancing Regional Cooperation for Improved Migration Governance in Southern Africa through the Development of a Regional Migration Policy Framework – IOM Strategy: activities 3 and 7	100 000
IOM Cabo Verde	Supporting the Implementation of an e-Residence Platform in Cabo Verde – IOM Strategy: activities 2, 3 and 6	86 544
IOM South Sudan	Enhancing Knowledge on Remittances and Diaspora Engagement in South Sudan – IOM Strategy: activities 3 and 5	100 000
IOM Sudan	Sudan: Reaching Nationals and Diaspora through Communication and Multimedia – IOM Strategy: activities 3 and 4	100 000
Africa Line 1 allocations		386 544
Africa Line 1 available funding (less multiregional and administration allocation)		381 214
Allocations for Africa Line 1 as a percentage of available funding		101%
Allocations for Africa Line 1 as a percentage of total Line 1 available funding		44%
Line 2		
IOM Benin	Support to Migration Management in Benin – IOM Strategy: activities 3 and 6	200 000
IOM Botswana	Botswana Migration Profile: Supporting Evidence-based Migration-related Policymaking and Planning in Botswana – IOM Strategy: activities 3 and 6	100 000
IOM Burkina Faso	Strengthening the Capacities of Local Authorities in Burkina Faso to Mainstream Migration, the Environment and Climate Change into Local Planning – IOM Strategy: activity 3	200 000
IOM Burundi	Burundi: Supporting the Development of a National Labour Migration Policy and Negotiation of Bilateral Labour Agreements – IOM Strategy: activities 3 and 12	200 000
IOM Djibouti	Engaging the Djiboutian Diaspora through the Development of a National Strategy and Diaspora Mapping – IOM Strategy: activities 3 and 4	200 000
IOM Guinea	Diaspora Engagement in Support of the Health Sector in Guinea – IOM Strategy: activity 3	100 000
IOM Kenya	Capacity-building Support for the Government of Kenya to Develop a Labour Migration Policy and Labour Bill to Enhance Protection of Kenyans Working Abroad – IOM Strategy: activities 3 and 12	150 000
IOM Lesotho	Enhancing Coordination and Strengthening Institutional Capacity to Effectively Engage with the Basotho Diaspora – IOM Strategy: activity 4	200 000

Annex III (continued)

REGION: AFRICA (continued)		
IOM office (benefiting Members and non-members)	Project	Amount funded (USD)
Line 2 (continued)		
IOM Malawi	Mapping and Profiling the Malawian Diaspora in South Africa, the United Kingdom and the United States of America – IOM Strategy: activities 3 and 4	200 000
IOM Mauritania	Enhancing Migration Management in Mauritania, in Compliance with International Rights – IOM Strategy: activities 2, 3 and 6	200 000
IOM Mauritius	Building the Capacity of the Mauritian Government to Strengthen Linkages with the Mauritian Diaspora – IOM Strategy: activity 4	200 000
IOM Morocco	Diaspora Engagement in Agroecology Development in Morocco – IOM Strategy: activity 4	200 000
IOM Rwanda	Safe Labour Migration from Rwanda – IOM Strategy: activities 3 and 12	200 000
IOM Tunis (Morocco and Tunisia)	Migration Data Literacy Enhancement Advance Non-Discrimination in North Africa (M-LEARN) – IOM Strategy: activities 3 and 6	250 000
Regional Office in Dakar (Burkina Faso, Mali)	Enhancing Capacities in Disaster Risk Reduction in Burkina Faso and Mali – IOM Strategy: activity 3	200 000
Regional Office in Pretoria (Botswana, Lesotho, Malawi, South Africa, Zimbabwe)	Strengthening Migration Data Collection and Analysis in Botswana, Lesotho, Malawi, South Africa and Zimbabwe – IOM Strategy: activities 3 and 6	150 000
Africa Line 2 allocations		2 950 000
Africa Line 2 available funding (less multiregional and administration allocation)		2 768 400
Allocations for Africa Line 2 as a percentage of available funding		107%
Allocations for Africa Line 2 as a percentage of total Line 2 available funding		38%
Lines 1 and 2		
Africa regional allocations		3 336 544
Africa regional available funding		3 149 614
Percentage allocated across the two funding lines		106%

Annex III (continued)

REGION: MIDDLE EAST		
IOM office (benefiting Members and non-members)	Project	Amount funded (USD)
Line 1		
	Middle East Line 1 allocations	0
	Middle East Line 1 available funding (less multiregional and administration allocation)	17 731
	Allocations for Middle East Line 1 as a percentage of available funding	0%
Line 2		
	Middle East Line 2 allocations	0
	Middle East Line 2 available funding (less multiregional and administration allocation)	76 900
	Allocations for Middle East Line 2 as a percentage of available funding	0%
Lines 1 and 2		
	Middle East regional allocations	0
	Middle East regional available funding	94 631
	Percentage allocated across the two funding lines	0%

Annex III (continued)

REGION: LATIN AMERICA AND THE CARIBBEAN		
IOM office (benefiting Members and non-members)	Project	Amount funded (USD)
Line 1		
IOM Brazil	Enhancing Migration Governance in Brazil – IOM Strategy: activities 3 and 6	100 000
IOM Guatemala	Strengthening Guatemalan Consular Assistance Capacity – IOM Strategy: activities 2 and 3	100 000
Latin America and the Caribbean Line 1 allocations		200 000
Latin America and the Caribbean Line 1 available funding (less multiregional and administration allocation)		177 309
Allocations for Latin America and the Caribbean Line 1 as a percentage of available funding		113%
Allocations for Latin America and the Caribbean Line 1 as a percentage of total Line 1 available funding		23%
Line 2		
IOM Argentina	Supporting the National Counter-trafficking Programme in Argentina – IOM Strategy: activities 3, 6 and 11	150 000
IOM Bolivia (Plurinational State of)	Strengthening the Capacity of the Bolivian Government to Effectively Implement Policies to Combat Human Trafficking and Smuggling of Migrants – IOM Strategy: activities 3, 6 and 11	200 000
IOM Cuba	Strengthening Migration Management Capacities in Cuba – IOM Strategy: activities 2, 3 and 6	200 000
IOM Dominican Republic	Contributing to Mainstreaming Human Mobility in the Economic Development Policies of the Dominican Republic – IOM Strategy: activities 3, 4 and 8	200 000
IOM Guyana (Dominica)	Strengthening the Capacity of the Dominica Youth Business Trust to Foster Youth Entrepreneurs' Engagement in the Development of Dominica – IOM Strategy: activities 4	200 000
IOM Guyana (Grenada)	Engage and Empower the Diaspora for the Development of Grenada – IOM Strategy: activities 3, 4 and 8	200 000
IOM Nicaragua (Belize, Costa Rica, Dominican Republic, El Salvador, Guatemala, Honduras, Mexico, Nicaragua)	Strengthening Regional Efforts against Trafficking in Persons and the Smuggling of Migrants in Central America and Mexico – IOM Strategy: activities 3 and 11	200 000
IOM Panama (Belize, Costa Rica, El Salvador, Guatemala, Honduras, Mexico, Nicaragua, Panama)	Supporting the Mesoamerican Countries on the Implementation of the Sustainable Development Goals – IOM Strategy: activities 3, 4, 6 and 7	200 000
IOM Peru	Strengthening Migration Management in the Border of Tumbes, Peru – IOM Strategy: activities 2, 3 and 11	150 000
Latin America and the Caribbean Line 2 allocations		1 700 000
Latin America and the Caribbean Line 2 available funding (less multiregional and administration allocation)		1 768 700
Allocations for Latin America and the Caribbean Line 2 as a percentage of available funding		96%
Allocations for Latin America and the Caribbean Line 2 as a percentage of total Line 2 available funding		22%
Lines 1 and 2		
Latin America and the Caribbean regional allocations		1 900 000
Latin America and the Caribbean regional available funding		1 946 009
Percentage allocated across the two funding lines		98%

Annex III (continued)

REGION: ASIA AND OCEANIA		
IOM office (benefiting Members and non-members)	Project	Amount funded (USD)
Line 1		
IOM Fiji	Migration Profile in Fiji: Building the Capacity for Evidence-based Policy – IOM Strategy: activities 3 and 4	100 000
IOM Kyrgyzstan	Mainstreaming Gender into Local Migration and Development Priorities in Kyrgyzstan – IOM Strategy: activity 3	100 000
Asia and Oceania Line 1 allocations		200 000
Asia and Oceania Line 1 available funding (less multiregional and administration allocation)		221 636
Allocations for Asia and Oceania Line 1 as a percentage of available funding		90%
Allocations for Asia and Oceania Line 1 as a percentage of total Line 1 available funding		23%
Line 2		
IOM Bangladesh	Bangladesh: Debt Mediation for Returnee Migrants – IOM Strategy: activities 3 and 10	200 000
IOM China (Bangladesh, China, Philippines)	Asia Region: Promoting Ethical Recruitment and Decent Work Among Private Sector Partners by Strengthening Company Policies to Protect Domestic Workers – IOM Strategy: activity 3	300 000
IOM Myanmar	Myanmar: Strengthening Migrant Protection in Domestic and International Labour Supply Chains – IOM Strategy: activity 3	200 000
IOM Nepal	Nepal Migration Profile: Promoting Strategic and Evidence-based Policymaking – IOM Strategy: activities 3 and 4	200 000
IOM Philippines	Philippines: Direct Hiring of Overseas Filipino Workers – Policy Research and Development of a Risk Assessment and Due Diligence Guidelines – IOM Strategy: activities 3 and 12	200 000
IOM Tajikistan	Strengthening the Capacities of and Dialogue between the State and Civil Society Organizations on Internal Trafficking in Tajikistan – IOM Strategy: activities 3 and 11	200 000
IOM Thailand	Supporting the Government of Thailand to Improve Migration and Border Management Structures in the Midst of Rapid ASEAN Integration – IOM Strategy: activity 3	200 000
IOM Timor-Leste	Migration Profile: Timor-Leste – IOM Strategy: activities 3 and 4	200 000
IOM Vanuatu	Vanuatu: Building Capacity to Address Climate Change and Disaster-induced Displacement – Phase II – IOM Strategy: activity 3	200 000
IOM Viet Nam	Building the Resilience of Communities Affected by Climate Change and Environmental Degradation in Viet Nam – IOM Strategy: activity 3	200 000
Asia and Oceania Line 2 allocations		2 100 000
Asia and Oceania Line 2 available funding (less multiregional and administration allocation)		2 076 300
Allocations for Asia and Oceania Line 2 as a percentage of available funding		101%
Allocations for Asia and Oceania Line 2 as a percentage of total Line 2 available funding		27%
Lines 1 and 2		
Asia and Oceania regional allocations		2 300 000
Asia and Oceania regional available funding		2 297 936
Percentage allocated across the two funding lines		100%

Annex III (continued)

REGION: EUROPE		
IOM office (benefiting Members and non-members)	Project	Amount funded (USD)
Line 1		
IOM Montenegro	Enhancing the Counter-smuggling and Counter-trafficking Capacities of National Institutions in Montenegro – IOM Strategy: activities 3 and 11	100 000
Europe Line 1 allocations		100 000
Europe Line 1 available funding (less multiregional and administration allocation)		88 654
Allocations for Europe Line 1 as a percentage of available funding		113%
Allocations for Europe Line 1 as a percentage of total Line 1 available funding		11%
Line 2		
IOM Armenia	Enhancing Development through Diaspora Engagement in Armenia – IOM Strategy: activities 3 and 8	200 000
IOM Bosnia and Herzegovina	Bosnia and Herzegovina: Strengthening Government Capacities in Integrated Border Management – IOM Strategy: activity 3	100 000
IOM Georgia	Capacity-building of the Georgian Authorities in Migration Data Analysis – IOM Strategy: activity 3	150 000
IOM North Macedonia	Strengthening National Capacities to Counter Trafficking in Human Beings in North Macedonia – IOM Strategy: activity 3	90 000
IOM Turkey	Supporting the Turkish Gendarmerie in Building the Capacity of the Counter-trafficking and Counter-smuggling Department – IOM Strategy: activities 3 and 11	200 000
IOM Ukraine	Facilitating Migrant and Diaspora Investment in Ukraine – IOM Strategy: activities 3 and 8	200 000
Europe Line 2 allocations		940 000
Europe Line 2 available funding (less multiregional and administration allocation)		999 700
Allocations for Europe Line 2 as a percentage of available funding		94%
Allocations for Europe Line 2 as a percentage of total Line 2 available funding		12%
Lines 1 and 2		
Europe regional allocations		1 040 000
Europe regional available funding		1 088 354
Percentage allocated across the two funding lines		96%

Annex III (continued)

ADMINISTRATION AND MULTIREGIONAL		
IOM office	Project	Amount funded (USD)
Administration Line 1		
Total		446 000
Allocation as a percentage of available total (Line 1 and Line 2)		5%
Multiregional Line 1		
IOM Headquarters (all Line 1 eligible Member States)	Mainstreaming Human Rights and Cross-cutting Themes in the Essentials of Migration Management (EMM2.0) – IOM Strategy: activities 3 and 6	100 000
Allocation as a percentage of available total (Line 1)		7%
Multiregional Line 2		
IOM Headquarters (all Line 2 eligible Member States)	Creative Space Initiative: Access to Technology and Livelihoods for Returning Migrants – Pilot phase: Djibouti – IOM Strategy: activity 3	200 000
IOM Headquarters	IOM Development Fund Visibility and Fundraising	100 000
IOM Headquarters	PRIMA Enhancements and Maintenance	75 000
IOM Manila Administrative Centre (Philippines)	My Great Story: Integrated Communications Campaign for Greater Understanding on Migration Issues – Pilot phase: Philippines – IOM Strategy: activity 3	36 834
Allocation as a percentage of available total (Line 2)		5%

Annex IV

Line 1 and Line 2: IOM Development Fund financial summary: 1 January to 31 December 2018

	USD	USD
Line 1		
2018 Operational Support Income allocation	1 400 000	
Recovered funds from completed projects ¹	32 544	
Subtotal Line 1		1 432 544
Line 2		
2018 Operational Support Income allocation	7 210 506	
Recovered funds from completed projects ²	218 651	
Contribution from the Government of Austria ³	39 600	
Contribution from the Government of Sweden	574 713	
Contribution from the Government of the United States of America ³	57 566	
Private contributions made by individuals online ⁴	798	
Subtotal Line 2		8 101 834
Total available funds		9 534 378

	USD	%
Total allocations made in 2018 under Line 1	1 432 544	100
Balance available: Line 1	0	0
Total allocations made in 2018 under Line 2	8 101 834	100
Balance available: Line 2	0	0

Line 1 and Line 2: IOM Development Fund financial summary: available funds as at 31 December 2018⁵

	USD	USD
Line 1 – Operational Support Income allocation	1 400 000	
Line 2 – Operational Support Income allocation	13 541 248	
Recovered Line 1 ⁶	18 994	
Recovered Line 2 ⁷	85 573	
Contribution by the Government of the United States of America ⁸	345 938	
Contribution by the Government of Austria ⁸	39 600	
Contribution by the Government of Belgium (EUR 500,000) ⁸	578 704	
Private contributions made by individuals online ⁹	110	
Total available funds		16 010 167

¹ Corresponding to USD 32,544 of recovered funds from 1 January to 30 June 2018.

² Corresponding to USD 167,680 of recovered funds from 1 July to 31 December 2017 and USD 50,971 from 1 January to 30 June 2018.

³ Contribution received in the fourth quarter of 2017 and carried forward to 2018.

⁴ Online donations received from 1 July to 31 December 2017 (gross amount) carried forward to 2018.

⁵ Subject to approval of Financial Report 2018.

⁶ Corresponding to USD 18,994 of recovered funds from 1 July to 31 December 2018.

⁷ Corresponding to USD 85,573 of recovered funds from 1 July to 31 December 2018.

⁸ Contributions received from 1 July to 31 December 2018 and carried forward to 2019.

⁹ Online donations in 2018 (gross amount) carried forward to 2019.