

**MC/2042**

**Original: English  
28 May 2001**

**EIGHTY-SECOND SESSION**

---

**REPORT OF THE DIRECTOR GENERAL ON THE WORK OF THE  
ORGANIZATION FOR THE YEAR 2000**

---

This document is submitted to the Executive Committee at its Ninety-eighth Session in June 2001.

## CONTENTS

	<u>Page</u>
<b>INTRODUCTION</b> .....	1
<b>THE COUNCIL AND SUBORDINATE BODIES</b> .....	3
<b>SERVICES</b>	
<b>I. Movement</b> .....	10
<b>Statistical Tables</b> .....	15
<b>II. Migration Health</b> .....	55
<b>III. Technical Cooperation on Migration</b> .....	63
<b>IV. Assisted Returns</b> .....	70
<b>V. Mass Information</b> .....	77
<b>VI. Counter-Trafficking</b> .....	82
<b>VII. Other Programmes</b> .....	92
<b>GLOBAL ACTIVITIES AND GENERAL PROGRAMME SUPPORT</b>	
<b>VIII. Programme Support</b> .....	93
<b>IX. External Relations</b> .....	96
<b>X. Gender Coordination</b> .....	98
<b>XI. Office of the Inspector General</b> .....	100
<b>XII. Administrative Support</b> .....	100
<b>XIII. Information Technology and Communication</b> .....	113

## ABBREVIATIONS

APC	Asia Pacific Consultations
BCOC	Border Control Oversight Commission (Azerbaijan)
BiH	Bosnia and Herzegovina
BORK	Berlin Occupational Reintegration in Kosovo
CBMMP	Capacity-Building in Migration Management Programme
CIC	Community Improvement Council (Kosovo)
CIS	Commonwealth of Independent States
CMHDP	Cambodian Mental Health Development Programme
DAW	Division for the Advancement of Women
DFID	Department For International Development, United Kingdom of Great Britain and Northern Ireland
ECHO	European Commission Humanitarian Office
ECOSOC	Economic and Social Council
ERDF	European Regional Development Fund
ERCOMER	European Research Centre on Migration and Ethnic Relations
ESF	European Social Fund
EU	European Union
FALINTIL	Armed Forces for the National Independence of East Timor
FOR	Federal Office for Refugees (Switzerland)
FYROM	The former Yugoslav Republic of Macedonia
GARP	Government Assisted Repatriation Programme, Germany
GFLCP	German Forced Labour Compensation Programme
GRPCE	General Return Programme from Central Europe
HVAP	Holocaust Victim Assets Programme
IACWGE	(United Nations) Inter-Agency Committee on Women and Gender Equality
IARS	Inter-Agency Referral System
IASC	Inter-Agency Standing Committee
ICMC	International Catholic Migration Commission
ICMPD	International Centre for Migration Policy Development
ICPD	International Conference on Population and Development
IDB	Islamic Development Bank
IDP	Internally Displaced Person
ILO	International Labour Office
INSTRAW	United Nations International Research and Training Institute for the Advancement of Women
IPTF	(United Nations) International Police Task Force
KFOR	Kosovo Force
KHRP	Kosovo Humanitarian Return Programme
KIAI	Kosovo Information Assistance Initiative
KIP	Kosovo Information Programme
KPC	Kosovo Protection Corps
KTI	Kosovo Transitional Initiative

**ABBREVIATIONS** (continued)

LEASEC	Law Enforcement Against Sexual Exploitation of Children (Cambodia)
LUSIDA	Fight against AIDS (Argentina)
MIDSA	Migration Dialogue for Southern Africa
MOU	Memorandum of Understanding
MWVA	Ministry of Women's and Veterans' Affairs (Cambodia)
NANE	Women for women together against violence (Hungary) (NANE Women's Rights Association)
NGO	Non-governmental Organization
OCHA	Office for the Coordination of Humanitarian Affairs (UN)
ODIHR	Office of Democratic Institutions and Human Rights (OSCE)
OHCHR	(United Nations) Office of the High Commissioner for Human Rights
OHR	Office of the High Representative (in Bosnia and Herzegovina)
OIF	Organisation internationale de la francophonie
OSCE	Organization for Security and Cooperation in Europe
PAT	Project Assistance Toolkit
PLACMI	Proyecto Latinoamericano de Cooperación Técnica en Materia Migratoria (Latin American Project of Technical Cooperation in Migration Matters)
POEA	Philippine Overseas Employment Administration
PRINPOST	Inter-American Programme of Post-Graduate Studies
PRM	(United States Bureau of) Population, Refugees and Migration
PROMIN	Mother-Child Nutrition Programme (Argentina)
PSA	Public Service Announcement
RAFIN II	Assistance to the Return and Reintegration of Unsuccessful Asylum Seekers from Finland
RCA	Return and Counselling Assistance
REAG	Reintegration and Emigration for Asylum Seekers from Germany
RQAN	Return of Qualified African Nationals
RQN	Return of Qualified Nationals
RRTF	Rapid Response Transportation Fund
SADC	Southern African Development Community
SMIBAL	Stranded Migrants in the Baltic countries
STD	Sexually-transmitted disease
TCC	Technical Cooperation Centre
TIMP	Trafficking Information Mainstreaming Project (Philippines)
TIP	Transitional Information Programme (Kosovo)
UNAIDS	Joint United Nations Programme on HIV/AIDS
UNDP	United Nations Development Programme
UNFPA	United Nations Population Fund
UNHCR	Office of the United Nations High Commissioner for Refugees
UNICEF	United Nations Children's Fund
UNIFEM	United Nations Development Fund for Women
UNMIK	United Nations Mission in Kosovo
WHO	World Health Organization

## REPORT OF THE DIRECTOR GENERAL ON THE WORK OF THE ORGANIZATION FOR THE YEAR 2000

### INTRODUCTION

1. During 2000, the Organization admitted as Members the following States: Belize, Burkina Faso, Republic of Côte d'Ivoire, Republic of Guinea, People's Democratic Republic of Algeria, Republic of Benin, Republic of Slovenia and Kyrgyz Republic. It also granted observer status to: The former Yugoslav Republic of Macedonia, Kingdom of Bhutan, Federal Republic of Yugoslavia and the Asian-African Legal Consultative Committee.

2. Other significant activities and decisions of IOM's Council and subordinate bodies are summarized in this report, as in previous years, to provide a consolidated overview and reference document.

3. This is the second year in which I have reported on the work of the Organization in the form of a broad survey of significant activities, developments and trends, and by service area. The principal overall trend for IOM in 2000, as you will see from this report, was growth. Growth in membership, growth in operational funding levels, growth in the numbers of offices and projects, and growth in the types of services being requested. In this latter category, migrant integration expertise and activities were increasingly in demand, and services to migrants in the diaspora became more diversified, especially with the addition of the new German Forced Labour Compensation Programme. But if this makes it look as if IOM is in danger of losing focus, let me reassure you that the contrary is true: we are increasingly providing combinations of services where the synergies of a package of measures produce an impact greater than the component parts.

4. The increase in the provision of combinations of services has had a parallel geographical development. A very noticeable trend in 2000 was the increasing move from purely national to regional focus, in the form of IOM's programmes, the formation or consolidation of regional migration fora and cooperation mechanisms, and IOM's partnerships with regional bodies.

5. Of the major activities in 2000, **movements** remained a cornerstone. IOM assisted the return of some 113,300 people to 130 countries, though the principal destinations were East Timor and Kosovo, repatriated 162,983 refugees (principally to Afghanistan) and resettled some 110,600 people. The provision of **medical** assessment, treatment and assistance was a component of these and other types of movement activities. The provision, analysis and publication of medical data and training in health management also constituted important aspects of IOM's medical services.

6. Concerning other migration management services, **technical cooperation** activities in 2000 continued work begun in previous years and grew substantially. The main themes of work fell into the categories of: integrated capacity-building for migration management, post-emergency migration management, regional dialogues, labour migration, and integration. In **assisted returns**, 2000 saw a 70 per cent increase over 1999 in the number of cases assisted, and the development of a number of complementary strategies and services in the form of both pre-departure and post-arrival assistance. **Mass information** services supported many of the other

services, forming part of strategies to prevent illegal migration and trafficking, assisted return projects, labour migration schemes, registration for voting programmes, and supporting development and peace enhancement efforts. **Counter-trafficking** work also expanded during 2000, focusing principally on two main areas of activity: prevention, and protection and assistance to victims. Finally, in this very brief survey of activities and developments in the service areas, our **research and publications** activities saw a marked increase over previous years, and the first “World Migration Report” was published in 2000.

7. Adjustments to the Headquarters’ structure of IOM, implemented in 2000, enabled the Organization to respond effectively to the demands of growth. The proposed adjustments to the Field in the form of additional Missions with Regional Functions to enhance flexibility, efficiency and response capacity, were approved by the Council in November 2000. At that session, the Council also recognized and acknowledged the growth of the Organization, granting an increase in the level of the Administrative Part of the Budget following a period of five years of zero nominal growth.

8. 2001 marks IOM’s 50th anniversary. While the work of the Organization up to and including the year 2000 provides some cause for satisfaction, it does not give cause for complacency, be it in the services which IOM provides, in the way in which it provides them, or in the way in which it tells its partners and stakeholders what it is doing and why. I will continue to strive for greater transparency, and while I hope this report will be a useful reference, my staff and I remain ready to provide more details on any aspect of IOM’s work, past or present.

Brunson McKinley

## THE COUNCIL AND SUBORDINATE BODIES

### Subcommittee on Budget and Finance (9 May 2000)<sup>1</sup>

9. The Subcommittee on Budget and Finance (SCBF), under the chairmanship of Mr. Jurkovich (Canada), held its Eighty-second Session on 9 May 2000. Items on the agenda included the Financial Report for the year ended 31 December 1999; Use of Surplus in the Administrative Part of the Budget; Outstanding Contributions to the Administrative Part of the Budget; Revision of the Programme and Budget for 2000; Assessment Scale for 2001; and Preliminary information on the Administrative Part of the Budget for 2001.

10. The Subcommittee examined the Financial Report for 1999 (MC/2005 and MC/2005/Corr.1 – English only) and recommended that the Executive Committee approve it.

11. With regard to the use of the surplus in the Administrative Part of the Budget (MC/1980), the Subcommittee on Budget and Finance recommended that the Executive Committee endorse the recommendation that the 1998 carry-forward of CHF 146,437 be used to partially offset the 1999 underfunding of CHF 395,957 leaving a net underfunding of CHF 249,520 to be carried forward to 2000.

12. Concerning the status report on outstanding contributions to the Administrative Part of the Budget, the Subcommittee recommended that the Executive Committee take note of the current situation with serious concern and urge all Member States in arrears to make every effort to pay their outstanding contributions as soon as possible. In particular, Member States whose contributions had been outstanding for two or more consecutive years should be urged to pay those contributions in full or to agree to a repayment plan and payment of a first instalment as soon as possible.

13. The SCBF examined the Revision of the Programme and Budget for 1999 (MC/EX/623). After a thorough debate, the Subcommittee recommended that the Executive Committee approve the Revision of the Programme and Budget for 2000, but that the concept and extent of regional functions in the Field be examined within the framework of the Programme and Budget for 2001 and that no implementation be carried out until the Subcommittee on Budget and Finance and the Council had examined and formally approved the Programme and Budget for 2001. Consequently, the matter of Missions with Regional Functions should not be the subject of a recommendation to the Executive Committee at its Ninety-seventh Session. The Subcommittee also appealed to Member States to provide the funds required to carry out all the operational programmes.

14. With regard to the proposed adjustment to the IOM assessment scale for 2001 (MC/EX/624), there were some requests for clarification and a reservation expressed by the delegate of Argentina. The Subcommittee recommended that the Executive Committee approve the proposed adjustments to the IOM assessment scale for 2001 set out in document MC/EX/624, taking note of the reservation expressed by the delegate of Argentina.

---

<sup>1</sup> Fully reported in the SCBF report on the Eighty-second Session (MC/EX/626).

15. Concerning the preliminary information on the Administrative Part of the Budget for 2001 (document SCBF/243), after a discussion took place, the Subcommittee recommended that a more detailed document concerning the proposals relating to the Administrative Part of the Budget for 2001 based on Council Resolution No. 949 (LXXII) and reflecting the questions raised in the debate be prepared before the Ninety-seventh Session of the Executive Committee.

**Executive Committee (6-7 June 2000)<sup>2</sup>**

16. The Executive Committee, composed of representatives of Bangladesh, Belgium, Canada, Colombia, Costa Rica, Denmark, Ecuador, Germany, Honduras, Italy, Japan, Kenya, Paraguay, Poland, the United States of America and Yemen, held its Ninety-seventh Session from 6 to 7 June 2000 under the chairmanship of Mr. Penrod (Costa Rica) and vice-chairmanship of Mr. Leggeri (Italy). The agenda included the Report of the Director General on the Work of the Organization for the year 1999; Financial Report for the year ended 31 December 1999; Statement by a Representative of the Staff Association; Use of Surplus in the Administrative Part of the Budget; Revision of the Programme and Budget for 2000; Assessment Scale for 2001; and additional information on the Model Administrative Part of the Budget for 2001.

17. The Executive Committee examined the Report of the Director General on the Work of the Organization for the year 1999 (MC/2006) and the Financial Report for the year ended 31 December 1999 (MC/2005). After the Administration had clarified various points raised by delegates, the Executive Committee adopted Resolution No. 100 (XCVII), taking due note of both reports.

18. Following the statement by the representative of the Staff Association, thirteen delegations took the floor, saying that the staff views and concerns were important and should be taken into consideration by the Administration. One delegate suggested that in future the SAC statement should be circulated to Member States prior to the governing body meeting. The Director General said that IOM's human resources were its most important asset and that the issues raised in the SAC statement would be taken very seriously.

19. Concerning the use of surplus in the Administrative Part of the Budget (MC/1980), the SCBF Rapporteur recalled that, with regard to the remaining surplus, the last Council had agreed that the balance carried forward to 1999 should remain frozen and that its use should be decided on by Member States at a later stage. In that connection, the Subcommittee had decided to endorse the Administration's recommendation that the 1998 carry-forward of CHF 146,437 in the Administrative Part of the Budget be used partly to offset the 1999 underfunding of CHF 395,957, leaving a net underfunding of CHF 249,520 to be carried forward to 2000. The Executive Committee agreed to this course of action. As to a systemic solution on surpluses, since the discussions had not resulted in a solution, the question would not be pursued for the time being.

20. The Executive Committee then turned to the Revision of the Programme and Budget for 2000 (MC/EX/623). Many delegates took the floor, raising several issues to which the Administration responded. Following a specific point raised by one Member State, the

---

<sup>2</sup> Fully reported in the summary records (MC/EX/SR/430, MC/EX/SR/430/Corr.1 – English only and MC/EX/SR/431, MC/EX/SR/431/Corr.1 – English only) and the report on the Ninety-seventh Session of the Executive Committee (MC/2007).



Executive Committee made an amendment to the amount for the Operational Part of the Budget. The Executive Committee then approved the draft resolution on the revision of the Programme and Budget for 2000, as amended, and with the understanding that any definition of regional functions in the Field be examined within the framework of the Programme and Budget for 2001 and that no implementation be carried out until the Subcommittee on Budget and Finance and the Council had examined and formally approved the Programme and Budget for 2001.

21. With regard to the proposed adjustment to the assessment scale for 2001, the Executive Committee approved document MC/EX/624 containing the new scale for 2001.

22. Concerning the additional information on the Administrative Part of the Budget (MC/EX/625), many delegates took the floor. Members of the Administration gave detailed answers in response. The Chairman concluded that there had not been consensus or majority support for the proposed budget increase, although some representatives had indicated that they could accept a justifiable and reasonable increase. The Administration had identified the need for targets and a strategic vision. In that connection, the subject of establishing Offices in non-member States had been discussed, and no general support had been expressed for such restructuring. The Executive Committee had not managed to reach a consensus on all the points discussed and it might be advisable to discuss the matter further. The Director General said that the Administration had a much better sense of where governments stood on the Budget. It would now launch the process leading to the approval of the Budget for 2001 at the Council session in November 2000. The Administration would consult more widely and examine priorities and strategies.

23. The Executive Committee then took note, without discussion or objections, of the remaining agenda items on outstanding contributions to the Administrative Part of the Budget, proposed assessment of new Member States, and tentative date for the next session of the Executive Committee (6-7 June 2001).

### **Council (Special) Session (7 June 2000)<sup>3</sup>**

24. The Council convened for its Seventy-ninth (Special) Session on 7 June 2000, under the chairmanship of Mr. Molander (Sweden). It adopted the agenda including applications for membership and observership.

25. The Council adopted Resolutions Nos. 1020, 1021, 1022, 1023 and 1024 (LXXIX) admitting Belize, Burkina Faso, the Republic of Côte d'Ivoire, the Republic of Guinea and the People's Democratic Republic of Algeria as Members of the Organization, and Resolutions Nos. 1025 and 1026 (LXXIX) granting The former Yugoslav Republic of Macedonia and the Kingdom of Bhutan observer status at its meetings.

---

<sup>3</sup> Fully reported in the summary record (MC/C/SR/428) and the report on the Seventy-ninth (Special) Session of the Council (MC/2000/Rev.1).

**Informal information meetings held with Member States on 26 January, 10 March, 29 May, 3-4 July and 17 November 2000**

26. As part of the continuing process of consultations with Member States and, as suggested by the Bureaux of the governing bodies, the Administration invited representatives of Member States to attend informal information meetings on financial, administrative and management issues on the agendas of the IOM governing body meetings in 2000. Agenda items included: preview of the 1999 Financial Report; preview of the Revision of the Programme and Budget for 2000; new approach to field coverage; preview of the Programme and Budget for 2001 focusing on real growth in the Administrative Part of the Budget; Model Administrative Part of the Budget for 2001; outline Draft Programme and Budget for 2001 (Administrative Part of the Budget and Allocation of Discretionary Income for 2001); and gender issues.

**Subcommittee on Budget and Finance (20 September 2000)<sup>4</sup>**

27. The Subcommittee on Budget and Finance (SCBF), under the chairmanship of Mr. Anton Jurkovich (Canada), held its Eighty-third (Additional) Session on 20 September 2000 to examine the Administrative Part of the Budget for 2001. After the discussion, the Chairman summed up that:

- (a) Member States recognized that IOM needed greater flexibility to enable it to meet its needs and carry out its activities;
- (b) the majority of Member States supported zero nominal growth as a valid principle and reference which should continue to be followed after 2002, but an increase in the Administrative Part of the Budget was required for 2001;
- (c) there was no consensus on the level of an increase but Member States were prepared to continue dialogue;
- (d) Member States should refer to their capitals as soon as possible for their reactions;
- (e) at the request of Member States, he would hold further informal consultations with representatives of regional groups and individual Member States prior to the forthcoming SCBF meeting to try and reach consensus on the level of an increase for the Administrative Part of the Budget for 2001, possibly ranging between 3.6 and 8 per cent;
- (f) a portion of Discretionary Income should be allocated for programmes in developing countries;
- (g) the Administration would prepare additional documents on alternative levels of increase for the Eighty-fourth Session of the Subcommittee on Budget and Finance at the end of October;

---

<sup>4</sup> Fully reported in the SCBF report on the Eighty-third (Additional) Session (MC/2014).

- (h) the SCBF would prepare a draft recommendation on an increase in the Administrative Part of the Budget for 2001 for submission to the Council Session at the end of November.

**Subcommittee on Budget and Finance (30-31 October 2000)<sup>5</sup>**

28. The Subcommittee on Budget and Finance met for its Eighty-fourth Session on 30 and 31 October 2000. Four meetings were held. The Subcommittee re-elected Mr. Jurkovich (Canada) Chairman and elected Ms. Callangan-Rueca (Philippines) Rapporteur.

29. The Subcommittee adopted its agenda which included items on the Summary Update on the Programme and Budget for 2000; Status Report on Outstanding Contributions to the Administrative Part of the Budget; Statement by a Representative of the Staff Association; Programme and Budget for 2001; Appointment of the External Auditors for the Period 2001-2003; Human Resources Policy.

30. The Subcommittee on Budget and Finance recommended that the Council take note of the Summary Update on the Programme and Budget for 2000 (MC/2009). Regarding the Status Report on Outstanding Contributions to the Administrative Part of the Budget, the Subcommittee noted with appreciation the efforts made by some Member States to pay their arrears, but took note with concern that the current situation showed no improvement over the previous year and that the large amount of contributions outstanding had an impact on the capacity of the Administration to manage the programmes for which it was responsible. The Subcommittee urged all Member States, particularly those with contributions outstanding for two or more years, to pay their contributions in full or to agree to a repayment plan, making a first payment as soon as possible, preferably before the next session of the Council.

31. In her statement, the Chairperson of the Staff Association expressed the concerns of the staff on: fair staff mobility and clear appointment procedures; the need to improve staff performance evaluation; the harmonization of conditions of service of field staff; recruitment for the German Forced Labour Compensation programme; the need for an overall harassment policy. The importance of improving dialogue with the staff was stressed by the Chairman. The Subcommittee took note of the statement by the Chairperson of the Staff Association.

32. The Subcommittee then examined the Programme and Budget for 2001 (MC/2010), in particular the proposed increase in the Administrative Part of the Budget for 2001, which was the subject of a draft resolution for submission to the Council. Having examined in detail document MC/2010, the Subcommittee recommended that the Council adopt the Programme and Budget for 2001 on the basis of the revised draft resolution on the Programme and Budget for 2001.

33. Regarding the appointment of the External Auditors for the period 2001-2003, the Subcommittee concluded that it was not in a position to make a choice between the candidates and suggested a procedure for selection of the External Auditors by the Council at its Eightieth Session.

---

<sup>5</sup> Fully reported in the SCBF report on the Eighty-fourth Session (MC/2016).

34. The Subcommittee took note of document MC/INF/242 on Human Resources Policy in IOM and invited the Administration to continue to update the information contained therein and to keep IOM's governing bodies informed on a regular basis, taking into account the comments made by Member States.

35. Finally, the Subcommittee endorsed the recommendation that, in line with the methodology regularly applied for new Members and their assessments, and on the basis of the United Nations assessment scale, the proposed assessments for the two States concerned be as follows: the Republic of Benin, 0.050 per cent; the Republic of Slovenia, 0.072 per cent.

**Council (28-29 November 2000)<sup>6</sup>**

36. The Council held its Eightieth Session on 28 and 29 November 2000 and elected as Chairman, Mr. Vega (Chile), as Vice-Chairmen, Mr. Chowdhury (Bangladesh) and Mr. Abbas (Egypt) and as Rapporteur Mr. Borisovas (Lithuania). Four meetings were held.

37. After approving its agenda (MC/2004/Rev.2), the Council adopted Resolutions Nos. 1027, 1028 and 1029 (LXXX) admitting the Republic of Benin, the Republic of Slovenia and the Kyrgyz Republic as Members of the Organization and Resolutions Nos. 1030 and 1031 (LXXX) granting the Federal Republic of Yugoslavia and the Asian-African Legal Consultative Committee (AALCC) observer status at its meetings.

38. After the opening statements by the Director General and the Deputy Director General (reproduced *in extenso* in summary record MC/C/SR/429, Annexes I and II respectively), and the general debate, reported in summary records MC/C/SR/429, MC/C/SR/430 and MC/C/SR/431, the Council adopted Resolution No. 1032 (LXXX) concerning IOM involvement in the follow-up to the CIS Conference.

39. Resolutions Nos. 1033 (LXXX) and 1034 (LXXX) approving the draft reports of the Seventy-eighth and Seventy-ninth (Special) Sessions of the Council and the Report on the Ninety-seventh Session of the Executive Committee, respectively, were adopted. The Council then took note of the summary update on the Programme and Budget for 2000 and examined the Programme and Budget for 2001 (MC/2010 and MC/2010/Amdt.1). Most delegates made observations on the proposed increase of 5 per cent in the Administrative Part of the Budget for 2001, upon which consensus had been reached, and on the allocation of funds from Discretionary Income to projects in developing Member States and Member States in transition. The Council adopted Resolution No. 1035 (LXXX) approving the Programme and Budget for 2001.

40. Document MC/INF/244 on IOM Migration Policy Framework for sub-Saharan Africa and MC/INF/245 on Trafficking in Persons: Update and Perspectives, were noted.

41. Following a ballot among the three candidates, the Council, in Resolution No. 1036 (LXXX), appointed the Auditor General of Norway as External Auditors of IOM for the years 2001, 2002 and 2003.

---

<sup>6</sup> Fully reported in the summary records (MC/C/SR/429 to 432) and the draft report on the Eightieth Session of the Council (MC/2021).

42. The Council took note with concern of the current situation regarding the outstanding contributions to the Administrative Part of the Budget and urged all Members to pay their contributions in full or to agree to a repayment plan.

43. The Council also took note of an overview of IOM's Human Resources Policy (MC/INF/242), to be updated regularly, and emphasized the importance of dialogue with the staff. By Resolution No. 1037 (LXXX), the Council decided to hold its next regular session from 27 to 29 November 2001 and invited the Executive Committee to hold its Ninety-eighth Session on 6 and 7 June 2001 in the Palais des Nations, Geneva. The Eighty-fifth Session of the Subcommittee on Budget and Finance was scheduled to be held on 9 and 10 May 2001 and the Eighty-sixth Session on 30 and 31 October 2001 at the Palais des Nations, Geneva.

## **SERVICES**

### **I. MOVEMENT**

#### **Overview**

#### **Number of People Assisted by IOM**

44. In 2000, IOM provided assistance to over 450,000 migrants, refugees and displaced persons worldwide. More than 85 per cent of the total movements were carried out within the framework of repatriation, resettlement and assisted return programmes.

#### **Highlights**

45. The major challenges encountered by the Organization and its staff in carrying out its programmes ranged from dangerous operating circumstances to difficult natural terrain in which operations had to be carried out.

46. In Timor, IOM continued to repatriate East Timorese who had fled the country during the 1999 Timor crisis. This operation proceeded amidst continuous threats from the militia aimed at discouraging ongoing return. Ultimately this led to the assassination of three UNHCR colleagues by a mob in Atambua. All expatriate staff members were evacuated and relief operations, including repatriation, were suspended. Despite these difficulties, IOM succeeded in returning approximately 46,000 refugees to East Timor by land or sea.

47. In cooperation with host governments, IOM continued to provide return assistance to Kosovars temporarily accommodated in over 30 countries worldwide. Some 89,700 persons returned to Kosovo, of whom approximately 55 per cent (49,335) were returned between May and August 2000.

48. In early spring, following renewed tensions in border areas of Angola, IOM was requested to provide its operational capacity and expertise for the relocation of Angolan refugees within Zambia. Despite high floods and very poor roads, IOM transported some 6,500 Angolan refugees to camps in safer areas away from the border.

49. At the request of the Government of the United Kingdom, IOM also provided transport assistance to 75 Afghan passengers, held hostage during the hijacking of an Ariana Airlines plane, who chose to return to Afghanistan.

#### **General Trends (Resettlement versus Return)**

50. The 1999 trend of return assistance figures exceeding resettlement continued in 2000. Kosovo continued to be the main target for return activity from Europe, Australia and the United States. Traditional return programmes such as Reintegration and Emigration for Asylum Seekers from Germany (REAG) were the most active, returning 56,747 or almost 50 per cent of the entire return caseload to Kosovo in 2000. More than 50 per cent of the resettlement caseload continued to come from Europe, especially the Commonwealth of Independent States (CIS) and the Balkans. However, the focus of resettlement was increasingly on Africa, signalling a shift away

from Asia. The complexity of resettlement operations in Africa made movements from this region expensive and operationally challenging. While costs in Africa generally rose by some 31 per cent, the number of movements increased by 28 per cent, reflecting the difficult conditions under which these operations take place.

### **UNHCR/IOM Rapid Response Transportation Fund (RRTF)**

51. In May 2000, IOM and UNHCR concluded a Guidance Note on the provision of transport services for persons of concern to UNHCR. The Note, built on the Memorandum of Understanding concluded in May 1997 between the two organizations, laid out more specifically the responsibilities of the two organizations in the provision of transportation assistance. In particular, IOM was tasked with arranging air, sea and land transportation of refugees, returnees and other persons of concern to UNHCR.

52. To enable IOM to meet its responsibilities under this Guidance Note, the Rapid Response Transportation Fund (RRTF) was established by the Organization with a funding target of USD 5 million to be used particularly during emergencies, where there was a clear need for immediate assessment and transportation expenditures prior to receipt of external funding. Initial funding has been received from Norway and Finland totalling USD 448,222.

### **Others**

53. IOM further extended its assistance to would-be migrants and governments in the form of consular services. In specific locations and in close cooperation with certain consular sections, IOM offered advice to applicants on identification of immigration possibilities and assistance in completing and preparing their application forms.

### **Operating Environment**

54. 2000 was one of the more volatile years in the aviation business. Some alliances disappeared and new ones were formed. Oil prices increased dramatically, leaving many carriers in desperate financial straits. The changing environment and alliance loyalties were not without impact on the agreements negotiated by IOM. However, constant monitoring of the airline industry, as well as new developments at Field and Headquarters' level, secured continued benefits for migrants and governments.

55. While the general fare structure in many parts of the world was adjusted upwards, in some instances by up to 5 per cent due to higher fuel prices, IOM was able to maintain its negotiated discount fare levels. A review of IOM existing agreements was initiated in 2000 to obtain from carriers special market fare levels throughout the year. Various carriers have already agreed to IOM's proposal for a more liberal regime and better conditions, notably South African Airways and United Airlines.

56. In this changing environment, IOM focused on the restructuring of terms and conditions with air carriers belonging to the various airline alliances. Initial important results in this direction had been achieved in 1999 when the Qualifyer Group accepted, in principle, IOM's proposals for a new and competitive fare agreement. In 2000, these negotiations were concluded with the application of these new fare levels accessible to all IOM Missions worldwide.

57. Further positive gains were obtained with the Star Alliance Group. Many of the partner airlines of the group agreed to offer better discount conditions to IOM, resulting in savings of up to 20 per cent. Major benefits were obtained on routings to Canada and Europe, from the Middle East, Africa and Asia, as well as on intra-European routes.

58. The delay in finalizing the open sky agreement between France and the United States has had an impact on the existing fare agreement of the SkyTeam partner carriers Air France/Delta which has been suspended for the time being. Nevertheless, measures have been taken on alternative routes to ensure continued participation of both carriers in IOM traffic.

59. Discussions with new airline partners were initiated in order to achieve better flexibility on routes which were difficult to cover under existing arrangements. These prospective partners were British Airways, Air New Zealand, Emirates and Czech Airlines.

60. In 2000, the Organization had over 80 special IOM tariff agreements with the airline industry worldwide. Most of the major air carriers granted a general discount of 60 per cent, compared with the 50 per cent discount in 1998/99.

61. Improved fare conditions reflected positively on US promissory notes. These revised discount conditions granted by airline alliances were also felt in fares to/from Scandinavia.

62. In accordance with IOM's transport policy, national flag carriers of IOM Member States participated in the Organization's transport programmes and thus received and benefited from a share of its transport expenditure.

### **Resettlement**

63. Movements under this category continued to be a significant part of IOM's activities. In 2000, a total of 110,604 persons were resettled, fewer than in 1999.

64. The large number of movements in 1999 had been unusually high mainly due to the Kosovo crisis. In 2000, the situation stabilized and the number of movements carried out by IOM returned to previous levels.

65. A total of 76,664 people were granted resettlement to the United States, representing over 70 per cent of the total caseload assisted by the Organization. More than half of the caseload came from Europe, in particular from South Eastern and Eastern Europe.

66. Canada received 11,979 persons for resettlement. The number of cases accepted by Canada has generally remained stable in recent years, except for 1999 during the Kosovo emergency.

67. Australia accepted 6,055 persons for resettlement. More than 50 per cent of the total caseload originated from Europe, particularly South Eastern Europe.

68. The number of resettlement movements to the Nordic countries amounted to 9,063. While in 1999, 75 per cent of the caseload were Kosovars, in 2000, 38 per cent of the total number of persons accepted for resettlement originated from the Middle East.



### **Assisted Returns**

69. As in the past, this activity continued to represent a significant portion of IOM movement assistance programmes in 2000. A total of 113,307 persons were provided with return assistance to more than 130 countries.

#### **Kosovo**

70. In 2000, IOM continued the return operations begun during summer 1999, and provided assistance to Kosovars temporarily resettled in third countries. A total of 89,751 returnees were assisted from more than 30 countries, bringing the total number of persons returned by IOM since the beginning of the operation to 174,007.

71. The majority of movements were organized by air, mainly through Pristina airport. More than 55 per cent of these returns were arranged from May to August when the climatic conditions were the most favourable. 56,747 were from Germany, 17,725 from Switzerland, 4,276 from Nordic countries and 907 from the United States.

### **Post-Emergency Movement Assistance**

#### **Timor**

72. In 2000, IOM maintained operations begun during the 1999 Timor crisis and assisted East Timorese with return transport to their homeland. The majority of these returns were carried out either by truck from the border areas, or by sea with a ship made available by and operated in cooperation with the Hotung Institute for International Relations. IOM provided transportation in 2000 to 46,587 returnees, bringing the total number of persons assisted by IOM since the beginning of the crisis to over 122,180.

#### **Zambia**

73. In March 2000, IOM relocated 5,728 Angolan refugees from the border areas to safer locations inside Zambia. Additional movements were organized towards the end of the year, bringing the total number of Angolan refugees assisted by IOM in Zambia to 6,575.

### **Repatriation**

74. IOM provided repatriation assistance to 162,983 refugees worldwide. This caseload represented 36 per cent of the total number of persons assisted by IOM through its various movement programmes.

#### **Afghanistan**

75. The UNHCR-IOM joint Afghan Repatriation Assistance Programme provided repatriation assistance to Afghan refugees. A total of 133,864 Afghan refugees were provided with transportation assistance to the Afghan-Iran border, while some 25,560 refugees were relocated within the country in coordination with UNHCR and the Government of Iran. The repatriation numbers were higher than expected for the first six months of the operation, mainly due to the assistance package of limited duration offered by UNHCR. IOM organized

transportation for the Afghan returnees from 14 different locations in Iran to the border with Afghanistan. Once in Afghanistan, returnees were assisted by IOM to their final destination within the country.

### **Iraq**

76. IOM also provided transport assistance to 2,863 Iraqi Kurd refugees in Iran. Transportation was organized from 10 different locations in Iran to the southern and northern borders of Iraq. Due to the reduced number of requests for assistance, the number of Kurd refugees provided with repatriation assistance was lower than initially anticipated.

### **Facilitated Passage**

77. IOM provided facilitated passages to 5,136 experts and scholarship holders (self-payers), a decrease of 8 per cent compared with 1999. The largest number of movements in this category occurred with Argentina (some 3,000), while of the rest, 2,106 originated in Colombia.

78. IOM also continued to offer reduced fare transportation assistance in Africa, particularly to students from Kenya and Zimbabwe accepted for study abroad. A total of 522 students were assisted during the year, representing an increase of 10 per cent compared with 1999, primarily due to advantageous fares offered by the Organization in Zimbabwe.

### **Staff Travel**

79. Approximately 1,600 staff movements were directly arranged from Headquarters, with substantial savings in comparison with regular published fares achieved due to the special reduced fares available to the Organization. At present IOM continues to permit travel in economy class only; however the health impact of longhaul travel is subject to internal review, as in other organizations.

### **Gender Breakdown**

80. IOM began tracking gender breakdown in 1997 and over the years the gender balance under regular programmes has remained even or close to even. In 2000, male migrants outnumbered female migrants by 5 per cent, in regular movements. In mass movements, women outnumbered men by 21 per cent in the Timor return operation, while men outnumbered women by more than 100 per cent in the Afghan and Kurd repatriation programme.

### **General Statistics**

81. The following statistical tables present further details on the different types of transportation assistance provided by IOM.

## STATISTICAL TABLES

- **Table 1: Statistics by Gender**

Provides the gender and age group breakdown of persons assisted by IOM. The table shows that male migrants outnumber female migrants by a margin of 5 per cent in regular movements.

- **Table 2: Movements by Main Countries of Departure**

Highlights the movements by the top 25 countries of departure. It also indicates the relevant means of transport.

- **Table 3: Movement Statistics by Nationality**

Highlights the top 20 nationalities of the persons assisted by IOM.

- **Table 4: Air Transport Expenditures according to Flag Distribution**

181 airlines were used in 2000 (compared to 199 in 1999). Total expenditure reached USD 79.5 million which reflects a decrease of USD 22 million (21.7 per cent) compared to 1999.

The table shows the total air expenditure by country in United States dollars, comparing 2000 expenditures with those of 1999.

- **Table 5: Airfare Comparison 1999 versus 2000**

Highlights the improvement of the general discount levels granted by the major air carriers with whom IOM holds special tariff agreements.

- **Table 6: Movements by Budgetary Service Area Sub-Classification**

Summarizes IOM movement activity broken down by budgetary region, Regional Office and regional service area sub-classification (corresponding to the Programme and Budget for 2000, document MC/1977).

- **Tables 7 to 10: Movements by Projects under Africa and the Middle East, the Americas, Asia and Oceania, Europe**

These tables detail movement statistics for each service area, service area sub-classification and project under the respective budgetary region and Regional Office.

- **Table 11: Movements by Region of Departure and Destination**

Summarizes IOM movement activity by geographical region of departure and destination. Mass migration activities are shown separately.

- **Tables 12 to 15: Movements to Africa and the Middle East, the Americas, Asia and Oceania, Europe**

These tables display movement statistics detailed by country of departure and destination. Each table reflects movements to a given geographical region of destination.

- **Tables 16 to 19: Movements from Africa and the Middle East, the Americas, Asia and Oceania, Europe**

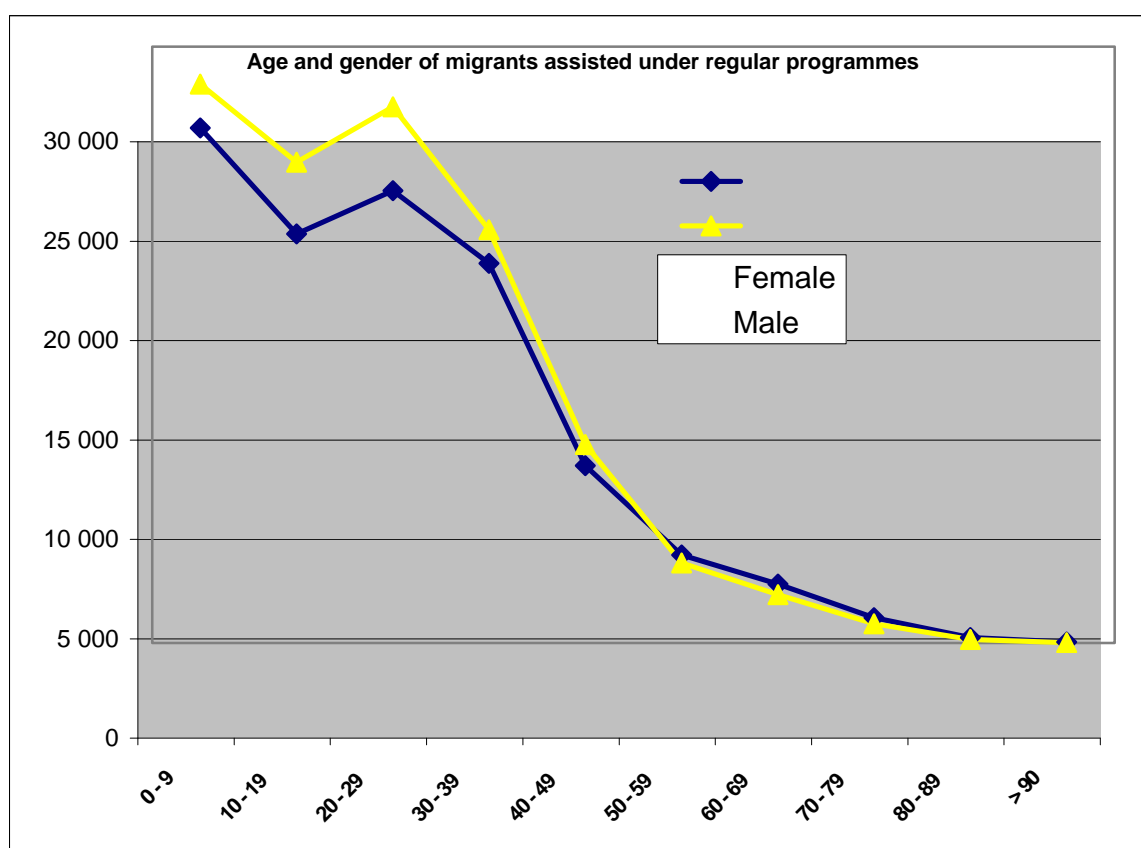
These tables display movement statistics detailed by country of departure and destination. Each table reflects movements from a given geographical region of destination.

- **Table 20: Top 15 Departure Missions**

Highlights IOM Missions which were most active in terms of number of movements.

**Table 1: Statistics by gender**

	Age Group	Gender			Total
		Female	Male	No data	
<b>R E G U L A R</b>	0 - 9	25 914	28 119		54 033
	10 - 19	20 577	24 180		44 757
	20 - 29	22 756	26 965		49 721
	30 - 39	19 106	20 792		39 898
	40 - 49	8 928	9 979		18 907
	50 - 59	4 422	4 025		8 447
	60 - 69	2 967	2 430		5 397
	70 - 79	1 280	961		2 241
	80 - 89	280	172		452
	> 90	48	14		62
	No Data			18 129	18 129
<b>Total</b>		<b>106 278</b>	<b>117 637</b>	<b>18 129</b>	<b>242 044</b>
<b>EAST TIMOR</b>					
<b>M A S S</b>	0-9	2 090	1 637		3 727
	10-19	2 822	2 210		5 032
	20-39	16 719	13 097		29 816
	40-59	3 135	2 455		5 590
	60-79	1 307	1 023		2 330
	> 80	52	40		92
	<b>Total</b>	<b>26 125</b>	<b>20 462</b>		<b>46 587</b>
<b>Afghan and Kurd Repatriation and Relocation Programmes</b>					
	<b>Total</b>	<b>52 246</b>	<b>109 861</b>		<b>162 107</b>
<b>Grand Total</b>		<b>184 649</b>	<b>247 960</b>	<b>18 129</b>	<b>450 738</b>



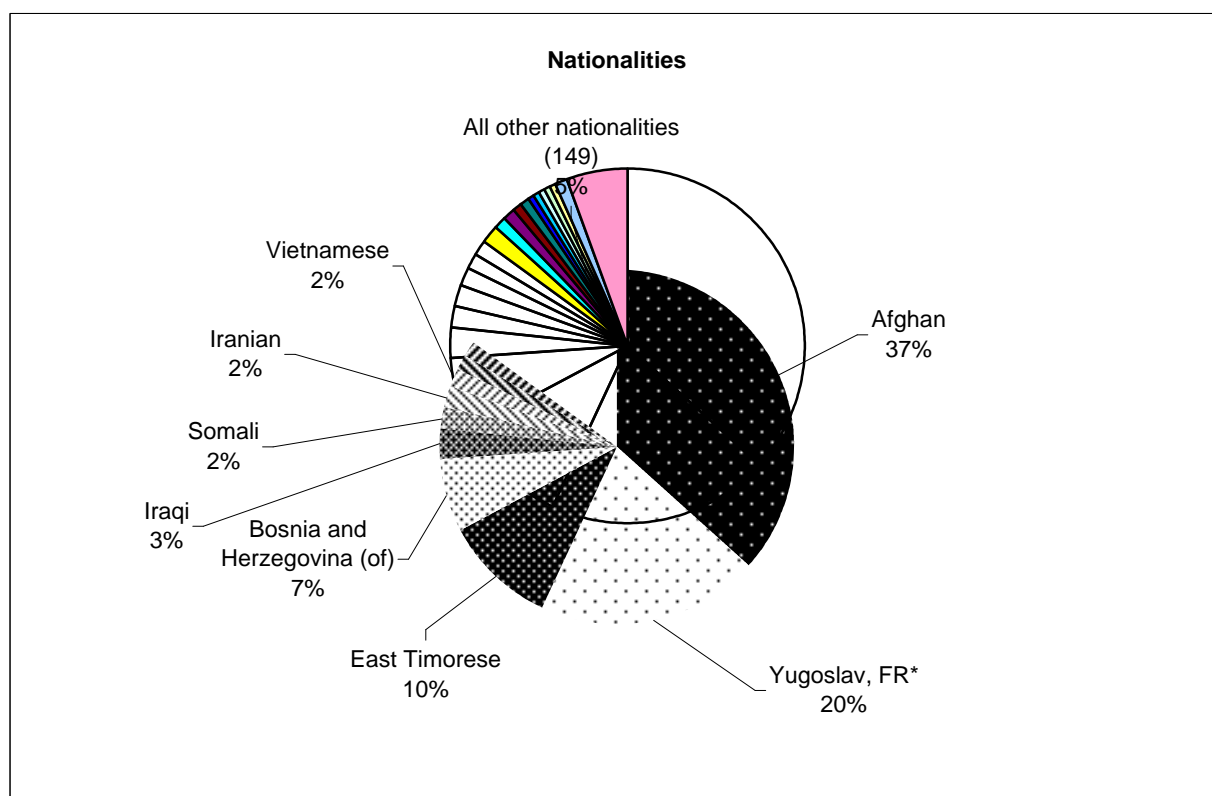
**Table 2: Movements by main countries of departure**

Countries of departure	Transport Mode			Total
	Air	Self-Arranged	Surface	
Argentina	3 873			3 873
Austria	6 341			6 341
Belgium	5 418		4	5 422
Colombia	3 622			3 622
Croatia	9 526		1 987	11 513
Cuba	2 762			2 762
East Timor	655		5 070	5 725
Egypt	4 141			4 141
Germany	61 457		14 070	75 527
Ghana	2 577			2 577
Indonesia	799		39 317	40 116
Iran (Islamic Republic of)	1 127		162 107	163 234
Jordan	2 637			2 637
Kenya	10 112		142	10 254
Netherlands	3 088			3 088
Pakistan	5 763			5 763
Romania	2 967			2 967
Russian Federation	4 643	3 923		8 566
Switzerland	18 363			18 363
Syrian Arab Republic	3 749			3 749
Turkey	3 182		2	3 184
Ukraine	6 545	1 680		8 225
Viet Nam	7 104			7 104
Yugoslavia, FR	3 945		110	4 055
Zambia	338		6 575	6 913
All other countries (116)	37 908		3 109	41 017
<b>Grand Total</b>	<b>212 642</b>	<b>5 603</b>	<b>232 493</b>	<b>450 738</b>

**Table 3: Movement statistics by nationality**

Nationalities	Total Migrants
Afghan	165 175
Yugoslav, FR*	91 813
East Timorese	46 590
Bosnia and Herzegovina (of)	29 741
Iraqi	12 503
Somali	9 105
Iranian	8 188
Vietnamese	7 327
Sudanese	6 631
Angolan	6 619
Ukrainian	6 443
Croatian	6 115
Colombian	4 031
Argentine	3 866
Russian Federation (of the)	3 845
Liberian	2 868
Cuban	2 736
Sierra Leonean	2 446
Ethiopian	2 395
Slovak	1 889
Undetermined	5 756
All other nationalities (149)	24 656
<b>Grand Total</b>	<b>450 738</b>

\* Principally displaced persons from Kosovo Province



**Table 4: Air transport expenditures according to flag distribution**

Flag	1999 USD	2000 USD
Albania	178 110	90 295
Algeria	18 905	12 821
Angola	3 589	1 122
Argentina	1 146 705	418 994
Armenia	689 225	125 418
Australia	1 847 856	1 545 640
Austria	1 882 095	1 527 809
Bahrain	593 391	515 800
Bangladesh	6 741	9 469
Belarus	12 300	9 695
Belgium	3 053 206	3 146 044
Bolivia	42 495	26 323
Bosnia and Herzegovina	272 385	163 597
Botswana		1 238
Brazil	233 021	232 944
Brunei Darussalam	589	
Bulgaria	589 002	25 838
Cambodia	5 168 305	1 172 663
Cameroon	9 629	84 931
Canada	5 919 101	1 160 600
Cape Verde	3 947	
Chile	205 644	183 751
China	318 465	583 123
Colombia	670 063	412 731
Costa Rica	175 089	179 939
Côte d'Ivoire	33 460	47 424
Croatia	812 911	400 077
Cuba	40 075	2 412
Cyprus	1 005	765
Czech Republic	41 856	139 155
Democratic Republic of the Congo	347	
Denmark	1 421	1 143
Ecuador	15 266	5 295
Egypt	54 600	38 943
El Salvador	39 910	83 180
Estonia	2 438	1 775
Ethiopia	202 776	196 675
Finland	22 831	186 027
France	1 770 384	1 383 667
Gabon	246	21 721
Georgia	155 055	6 903
Germany	6 103 380	8 024 795
Ghana	26 442	4 859
Greece	494 398	447 198
Guatemala	8 199	808
Hong Kong, China	1 783 562	1 540 528
Hungary	493 743	559 678
Iceland	4 234	10 070
India	3 408	4 933
Indonesia	614 795	15 919



**Table 4: Air transport expenditures according to flag distribution (continued)**

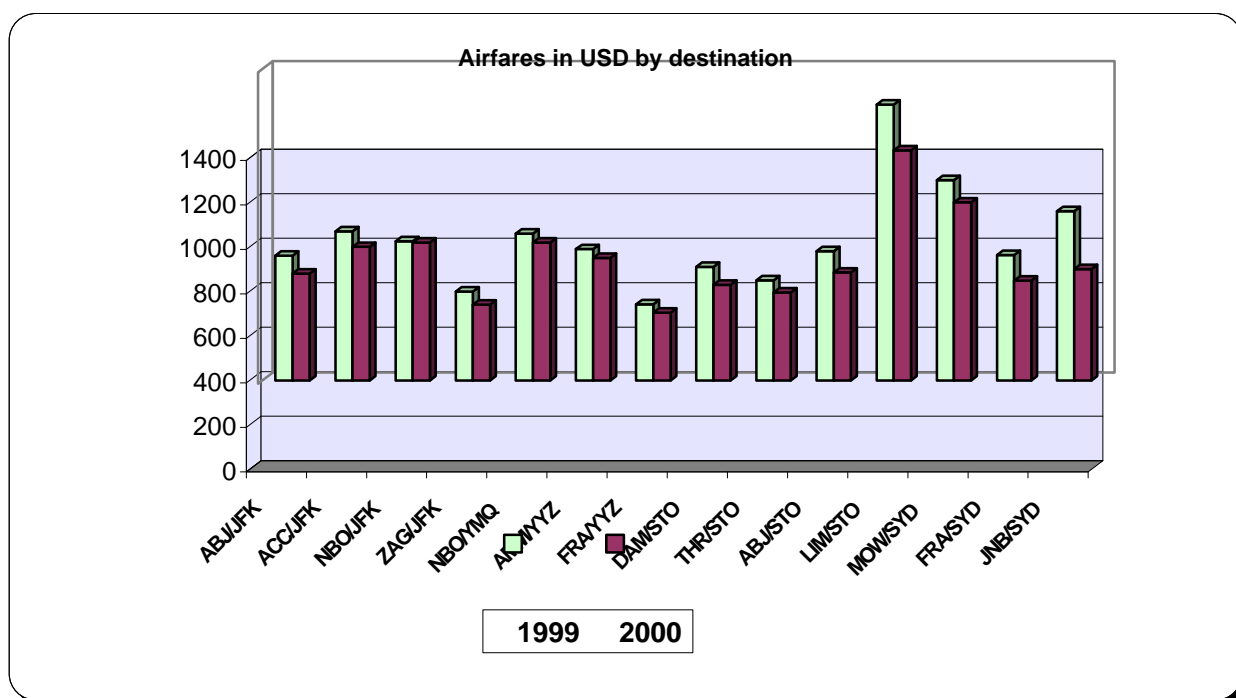
Flag	1999 USD	2000 USD
Iran (Islamic Republic of)	73 628	92 389
Iraq	81 857	59 211
Ireland	6 463	12 053
Israel	284	450
Italy	325 870	73 912
Jamaica	799	
Japan	82 009	102 074
Jordan	61 842	102 450
Kazakhstan	723 212	132 042
Kenya	164 434	337 509
Kuwait	126 642	65 816
Kyrgyzstan	841	427
Lao People's Democratic Republic	2 609	
Latvia		674
Lebanon	31 302	22 317
Lithuania	23 392	27 739
Madagascar	738	
Malawi	2 049	
Malaysia	915 637	966 827
Malta	21 405	8 571
Mauritania		363
Mexico	234 752	301 043
Morocco	1 573	858
Mozambique	5 244	3 609
Namibia	1 176	
Nepal	4 757	401
Netherlands	5 140 375	6 361 139
New Zealand	21 264	33 797
Norway	238	1 325
Pakistan	179 964	1 358 420
Panama	67 503	114 649
Peru	2 376	
Poland	631	84 623
Portugal	46 734	50 034
Republic of Korea	1 410 061	606 734
Republic of Moldova	478 498	32 704
Romania	54 001	35 592
Russian Federation	346 222	520 241
Saudi Arabia	30 726	
Senegal		101
Singapore	834 552	435 943
Slovenia	586 685	159 636
South Africa	43 036	42 596
Spain	1 405 368	1 377 558
Sri Lanka	9 894	137 962
Sudan	668 108	960
Sweden	167 126	201 816
Switzerland	1 101 732	2 816 142

**Table 4: Air transport expenditures according to flag distribution (continued)**

Flag	1999 USD	2000 USD
Syrian Arab Republic	8 986	14 536
Taiwan	1 280 172	697 031
Tajikistan		20 000
Thailand	299 980	76 452
The former Yugoslav Republic of Macedonia	15 818 368	14 221 284
Trinidad and Tobago	1 588	342
Tunisia	3 018	1 295
Turkey	1 344 136	491 791
Uganda	26 575	11 544
Ukraine	8 734	34 060
United Arab Emirates	123 974	285 854
United Kingdom of Great Britain and Northern Ireland	224 255	225 732
United Republic of Tanzania	3 932	613
United States of America	29 622 079	21 317 629
Uruguay	2 099	10 462
Uzbekistan	864	24 262
Vanuatu		130 744
Venezuela	14 715	3 034
Viet Nam	1 352 887	364 952
Yemen	2 867	1 904
Yugoslavia, FR	47 715	161 898
Zimbabwe	32 615	14 876
(Unknown)	75 863	
<b>Grand Total</b>	<b>101 549 631</b>	<b>79 547 737</b>

**Table 5: Airfare comparison 1999 versus 2000**

<u>Destination</u>	<u>USD</u> <u>1999</u>	<u>USD</u> <u>2000</u>		
ABJ/JFK	560	480	ABJ	Abidjan
ACC/JFK	670	600	JFK	New York
NBO/JFK	625	620	ACC	Accra
ZAG/JFK	400	340	NBO	Nairobi
NBO/YMQ	660	620	ZAG	Zagreb
AMM/YYZ	590	550	YMQ	Montreal
FRA/YYZ	341	304	AMM	Amman
DAM/STO	510	430	YYZ	Toronto
THR/STO	450	395	FRA	Frankfurt
ABJ/STO	580	485	DAM	Damascus
LIM/STO	1239	1034	STO	Stockholm
MOW/SYD	900	800	THR	Tehran
FRA/SYD	563	448	LIM	Lima
JNB/SYD	760	500	MOW	Moscow
			SYD	Sydney
			JNB	Johannesburg



**Table 6: Movements by budgetary service area sub-classification**

Region	RO Name	Regional Service Area Sub-Classification	Total
Africa and the Middle East	Cairo	F2M1 - Resettlement Assistance	6 842
		F2S3 - Miscellaneous Income	5
	<b>Cairo Total</b>		<b>6 847</b>
	Dakar	F3M1 - Resettlement Assistance	30
		<b>Dakar Total</b>	
	Nairobi	F1M1 - Resettlement Assistance	25 350
		F1M2 - Repatriation Assistance	383
		F1M3 - Transportation Assistance to Experts and Scholarship Holders	522
		F1R2 - Return and Reintegration of Qualified Nationals	22
	<b>Nairobi Total</b>		<b>26 277</b>
	Pretoria	F4G4 - Research and Forum Activities	3
		F4M1 - Resettlement Assistance	30
		F4M2 - Repatriation Assistance	50
		F4M4 - Post-Emergency Movement Assistance	6 575
<b>Pretoria Total</b>		<b>6 658</b>	
<b>Africa and the Middle East Total</b>		<b>39 812</b>	
Americas	Buenos Aires	L1H2 - Migration Health Assistance and Advice	79
		L1M1 - Resettlement Assistance	430
		L1M2 - Repatriation Assistance	114
		L1M3 - Transportation Assistance to Experts and Scholarship Holders	3 109
		L1R2 - Return and Reintegration of Qualified Nationals	55
		L1T1 - Technical Cooperation for Migration Management and Capacity-Building	32
		L1T2 - Capacity Building through transfer of Qualified Human Resources	29
	<b>Buenos Aires Total</b>		<b>3 848</b>
	Lima	L2M1 - Resettlement Assistance	1 848
		L2M3 - Transportation Assistance to Experts and Scholarship Holders	5 080
		L2R2 - Return and Reintegration of Qualified Nationals	491
		L2T1 - Technical Cooperation for Migration Management and Capacity Building	56
	<b>Lima Total</b>		<b>7 475</b>
	San José	L3M1 - Resettlement Assistance	721
		L3M2 - Repatriation Assistance	170
		L3M3 - Transportation Assistance to Experts and Scholarship Holders	133
		L3T1 - Technical Cooperation for Migration Management and Capacity Building	3
		L3T2 - Capacity Building through transfer of Qualified Human Resources	39
	<b>San José Total</b>		<b>1 066</b>
	Washington, D.C.	L4M1 - Resettlement Assistance	3 607
L4M3 - Transportation Assistance to Experts and Scholarship Holders		158	
L4R1 - Return Assistance to Migrants and Governments		118	
<b>Washington, D.C. Total</b>		<b>3 883</b>	
<b>Americas Total</b>		<b>16 272</b>	
Asia and Oceania	Islamabad	A3H2 - Migration Health Assistance and Advice	1
		A3M1 - Resettlement Assistance	6 640
		A3M2 - Repatriation Assistance	162 107
		A3R1 - Return Assistance to Migrants and Governments	71
		A3T1 - Technical Cooperation for Migration Management and Capacity Building	6
	<b>Islamabad Total</b>		<b>168 825</b>
	Manila	A1C2 - Assistance to Victims of Trafficking	235
		A1H1 - Migration and Travel Health Assessment	1
		A1M1 - Resettlement Assistance	14 119
		A1M4 - Post-Emergency Movement Assistance	45 808
		A1R1 - Return Assistance to Migrants and Governments	823
		A1R2 - Return and Reintegration of Qualified Nationals	1
		A1T3 - Capacity Building Through Exchange of Experts	16
<b>Manila Total</b>		<b>61 003</b>	
<b>Asia and Oceania Total</b>		<b>229 828</b>	
Europe	Bonn	EBM1 - Resettlement Assistance	6 572
		EBR1 - Return Assistance to Migrants and Governments	68 634
	<b>Bonn Total</b>		<b>75 206</b>
	Brussels	E2C1 - Trafficking Prevention Assistance	34
		E2C2 - Assistance to Victims of Trafficking	97
		E2H3 - Post-Emergency Migration Health Assistance	248
		E2M1 - Resettlement Assistance	10 551
		E2R1 - Return Assistance to Migrants and Governments	12 094
	<b>Brussels Total</b>		<b>23 024</b>
	Rome	ERC1 - Trafficking Prevention Assistance	20
		ERM1 - Resettlement Assistance	17
		ERM2 - Repatriation Assistance	14
		ERR1 - Return Assistance to Migrants and Governments	709
	<b>Rome Total</b>		<b>760</b>
	Vienna	E1C1 - Trafficking Prevention Assistance	44
		E1C2 - Assistance to Victims of Trafficking	295
		E1H3 - Post-Emergency Migration Health Assistance	80
		E1M1 - Resettlement Assistance	33 778
		E1M2 - Repatriation Assistance	145
		E1M4 - Post-Emergency Movement Assistance	461
E1R1 - Return Assistance to Migrants and Governments		30 858	
E1R2 - Return and Reintegration of Qualified Nationals		3	
E1T1 - Technical Cooperation for Migration Management and Capacity Building		1	
<b>Vienna Total</b>		<b>65 665</b>	
<b>Europe Total</b>		<b>164 655</b>	
Global Activities	Global Activity	XXC2 - Assistance to Victims of Trafficking	7
		XXG1 - Humanitarian Emergency Operations Assistance (HEOA)	95
		XXM1 - Resettlement Assistance	69
<b>Global Activity Total</b>		<b>171</b>	
<b>Grand Total</b>		<b>450 738</b>	

**Table 7: Movements by projects under Africa and the Middle East**

Service Area	Regional Service Area Sub-Classification	Project		Project Name	Total Migrants	
		Activity	Funding			
<b>RO Cairo</b>						
Movement	F2M1 - Resettlement Assistance	169	921	RESETTLEMENT FROM MIDDLE EAST	3 324	
		407	414	RESETTLEMENT REFUGEES EX JORDAN	8	
		408	388	REF ME & AFR - SWEDISH RED CROSS	1 529	
			CNL	REF ME & AFR - NETHERLANDS	32	
			CNO	REF ME & AFR - NORWAY	1 437	
CSE	REF ME & AFR - SWEDEN	512				
<b>Movement Total</b>					<b>6 842</b>	
Core Staff and Services	F2S3 - Miscellaneous Income	JF2	803	RO CAIRO - OPS - MISCELLANEOUS INCOME	5	
<b>Cairo Total</b>					<b>6 847</b>	
<b>RO Dakar</b>						
Movement	F3M1 - Resettlement Assistance	070	912	TRANSPORT REFUGEES TO RESETTLEMENT COUNTRIES	30	
<b>Dakar Total</b>					<b>30</b>	
<b>RO Nairobi</b>						
Movement	F1M1 - Resettlement Assistance	120	CUS	EVACUATION POPULATION AT RISK FROM CONGO TO BENIN	294	
		162	921	RESETTLEMENT FROM AFRICA - US EQUITY	18 661	
		358	810	REFUGEES FROM AFRICA TO CANADA - PREPAID	187	
			CCA	REFUGEES FROM AFRICA TO CANADA - WARRANT	3 377	
		408	239	FAMILY REUNION TO THE NETHERLANDS	2	
			249	REF ME & AFR - FINNISH MINISTRY OF LABOUR	201	
			810	REF ME & AFR - SPONSOR PREPAID	1 136	
			CDK	REF ME & AFR - DENMARK	1 418	
			CS2	REF ME & AFR - SWEDISH GOVT A/C 2MIL SKR	14	
		409	810	DIVERSITY IMMIGRANT VISA TO US EX AFRICA	60	
<b>F1M1 - Resettlement Assistance Total</b>					<b>25 350</b>	
F1M2 - Repatriation Assistance		410	414	REFUGEE REPATRIATION FROM KENYA	383	
F1M3 - Transportation Assistance to Experts and Scholarship Holders		807	810	SUPPORT PROGRAMME FOR SCHOLARSHIP HOLDERS SPONSOR PREPAID	522	
<b>Movement Total</b>					<b>26 255</b>	
Assisted Returns	F1R2 - Return and Reintegration of Qualified Nationals	802	243	RETURN OF QUALIFIED AFRICAN NATIONALS	22	
<b>Assisted Returns Total</b>					<b>22</b>	
<b>Nairobi Total</b>					<b>26 277</b>	
<b>RO Pretoria</b>						
Movement	F4M1 - Resettlement Assistance	408	414	REF ME & AFR - UNHCR	30	
	F4M2 - Repatriation Assistance	056	912	VOLUNTARY REPAT OF REF OF VARIOUS ORIGINS	21	
		411	414	VOL. REP.OF REFUGEES FROM SOUTH AFRICA	29	
	<b>F4M2 - Repatriation Assistance Total</b>					<b>50</b>
	F4M4 - Post-Emergency Movement Assistance	270	800	ZAMBIA - RELOCATION OF REFUGEES	2 575	
271		243	RELOCATION OF REF. WESTERN ZAMBIA	4 000		
<b>F4M4 - Post-Emergency Movement Assistance Total</b>					<b>6 575</b>	
<b>Movement Total</b>					<b>6 655</b>	
General Programme Support	F4G4 - Research and Forum Activities	E47	800	REG LABOUR MIGRATION SEMINAR FOR S.A.	3	
<b>General Programme Support Total</b>					<b>3</b>	
<b>Pretoria Total</b>					<b>6 658</b>	
<b>Grand Total</b>					<b>39 812</b>	

**Table 8: Movements by projects under the Americas**

Service Area	Regional Service Area Sub-Classification	Project		Project Name	Total Migrants	
		Activity	Funding			
<b>RO Buenos Aires</b>						
Movement	L1M1 - Resettlement Assistance	603	810	NAT MIGR TO OTHER AREAS - SPONSOR PREPAID	430	
	L1M2 - Repatriation Assistance	011	912	VOLUNTARY REPAT OF REF FROM SOUTH LAT AM	8	
		484	CCL	CHILEAN SPECIAL ACCOUNT (CSA)	106	
	L1M2 - Repatriation Assistance Total				114	
	L1M3 - Transportation Assistance to Experts and Scholarship Holders	757	343	TCDC - ORG AMER STATES	145	
			810	TECH COOP AGR ARG GOVT & UN-SPONSOR PREP	2 964	
L1M3 - Transportation Assistance to Experts and Scholarship Holders Total				3 109		
<b>Movement Total</b>					<b>3 653</b>	
Migration Health	L1H2 - Migration Health Assistance and Advice	C05	424	SUPPORT TO PROJ MIGRATION MOTHER/CHILD	7	
			CAR	FORTEALECIMIENTO INST & COOP-ARGENTINA	72	
<b>Migration Health Total</b>					<b>79</b>	
Technical Cooperation on Migration	L1T1 - Technical Cooperation for Migration Management and Capacity-Building	758	800	PLACMI	16	
		C06	800	IOM COOP - 16 STUDIES ON - IOM FUNDED	14	
		C12	800	PROMOTION POST GRAD STUDIES ON MIGRATION	2	
	L1T1 - Technical Cooperation for Migration Management and Capacity Building Total				32	
	L1T2 - Capacity Building through transfer of Qualified Human Resources	763	810	LARAP (GERMANY) REINT. - SELFPAYERS	14	
			T34	CAR	AGREEMENT WITH SETCIP ARGENTINA	15
L1T2 - Capacity Building through transfer of Qualified Human Resources Total				29		
<b>Technical Cooperation on Migration Total</b>					<b>61</b>	
Assisted Returns	L1R2 - Return and Reintegration of Qualified Nationals	703	810	INT & REINT FOR LAT AMER - PREPAID	55	
<b>Buenos Aires Total</b>					<b>3 848</b>	
<b>RO Lima</b>						
Movement	L2M1 - Resettlement Assistance	601	810	NAT MIGR TO NORTH AMERICA - SPONSOR PREPAID	1 848	
	L2M3 - Transportation Assistance to Experts and Scholarship Holders	753	810	SUPP PROG FOR SCHOL HOLD-SPONSOR PREPAID	5 003	
		757	CCO	TCDC FUNDED BY COLOMBIAN GOVERNMENT	77	
L2M3 - Transportation Assistance to Experts and Scholarship Holders Total				5 080		
<b>Movement Total</b>					<b>6 928</b>	
Assisted Returns	L2R2 - Return and Reintegration of Qualified Nationals	701	810	RTN OF QUAL LAT AMER NAT - SPONSOR PREP	490	
		C34	800	MGT OF FUNDS TO TRF QUALIFIED HUMAN RES	1	
<b>Assisted Returns Total</b>					<b>491</b>	
Technical Cooperation on Migration	L2T1 - Technical Cooperation for Migration Management and Capacity Building	T27	CCO	PROG. PROTECTION THREATENED PERSONS CO1	53	
		T31	800	PROG. TEMPORARY EXIT PERSONS AT RISK CO1	3	
<b>Technical Cooperation on Migration Total</b>					<b>56</b>	
<b>Lima Total</b>					<b>7 475</b>	
<b>RO San José</b>						
Movement	L3M1 - Resettlement Assistance	354	CCA	REFUGEES FROM LAT. AM. TO CANADA - WARRANT	707	
		570	810	ASSIST.PROG.MIGRANTS TO USA PRAMEU - CR1	14	
	L3M1 - Resettlement Assistance Total				721	
	L3M2 - Repatriation Assistance	404	006	912	VOLUNTARY REPAT REF FROM NORTH. LAT AM	27
			213	REFUGEES FROM LATIN AMERICA - CEAR	16	
			388	REFUGEES FROM LATIN AMERICA - SWEDISH RC	19	
			810	REFUGEES FROM LATIN AMERICA - SPONS PREP	73	
			CNO	REFUGEES FROM LATIN AMERICA - NORWAY	31	
			CSE	REFUGEES FROM LATIN AMERICA - SWEDEN	4	
	L3M2 - Repatriation Assistance Total				170	
L3M3 - Transportation Assistance to Experts and Scholarship Holders	705	810	RET SCHOLARS LESS 1 YR TO LA-SPONSOR PREP	133		
<b>Movement Total</b>					<b>1 024</b>	
Technical Cooperation on Migration	L3T1 - Technical Cooperation for Migration Management and Capacity Building	775	OIM	GUATEMALA-MULTILATERAL COOP W/ INSTITUT	3	
	L3T2 - Capacity Building through transfer of Qualified Human Resources	702	810	SELECTIVE MIGR TO LAT AMER - SPONSOR PREP	39	
<b>Technical Cooperation on Migration Total</b>					<b>42</b>	
<b>San José Total</b>					<b>1 066</b>	
<b>RO Washington, D.C.</b>						
Movement	L4M1 - Resettlement Assistance	106	921	RESETTLEMENT FROM CUBA TO USA -US EQUITY	2 667	
			CUS	CUBANS GUANTANAMO TO PANAMA	29	
		108	921	HAITIANS TO USA - US EQUITY	24	
		404	CDK	LAT AMER REF - DENMARK	3	
		493	810	USSR PREP PROJ - SPONSOR PREP	874	
		607	810	VISA PROCESS CANADA BOUND HAITIAN MIGRTS	10	
	L4M1 - Resettlement Assistance Total				3 607	
L4M3 - Transportation Assistance to Experts and Scholarship Holders	613	810	GLOBAL ASSISTED TRAVEL (GAT) - WASHINGTON, D.C.	158		
<b>Movement Total</b>					<b>3 765</b>	
Assisted Returns	L4R1 - Return Assistance to Migrants and Governments	185	CUS	VARIOUS THIRD COUNTRY RETURNS	2	
		187	CUS	RTN OF 6 BRAZILIAN NAT. EX COSTA RICA	6	
		188	CUS	RTNS FRM NICARAGUA - GROUPS I TO V	8	
		189	CUS	RETURN OF HAITIAN EX NICARAGUA	7	
		290	CUS	RTN 50 ECUADORIAN NATS FROM GUATEMALA	70	
		291	CUS	TCR 2 ECUADORIANS FROM GUATEMALA	6	
		292	CUS	TCR RESERVED - 2000 - 3	5	
		293	CUS	TCR RESERVED - 2000 - 4	13	
295	CUS	TCR RTN 1 PERUVIAN EX. GUATEMALA	1			
<b>Assisted Returns Total</b>					<b>118</b>	
<b>Washington, D.C. Total</b>					<b>3 883</b>	
<b>Grand Total</b>					<b>16 272</b>	

**Table 9: Movements by projects under Asia and Oceania**

Service Area	Regional Service Area Sub-Classification	Project		Project Name	Total migrants	
		Activity	Funding			
<b>RO Islamabad</b>						
Movement	A3M1 - Resettlement Assistance	161	921	RESETTLEMENT FROM SOUTH EAST ASIA	2 824	
		355	CCA	REFUGEES FROM ASIA TO CANADA - WARRANTS	1 614	
		405	249		REFUGEES FROM ASIA FINNISH MINISTRY LABOUR	355
			250		IND-CHIN REF - FINN RED CROSS	4
			272		REFUGEES FROM ASIA ICELANDIC RED CROSS	2
			388		OTHER INDO-CHINESE REF SWEDISH R.C.	220
			414		UNHCR PROJ (AGR NOT SIGN) GVA - UNHCR	6
			810		REFUGEES FROM ASIA - SPONSOR PREP	102
			CDK		REFUGEES FROM ASIA - DENMARK	843
			CIE		REFUGEES FROM ASIA - IRELAND	61
			CNO		REFUGEES FROM ASIA - NORWAY	310
	CSE		REFUGEE FROM ASIA - SWEDEN	299		
	<b>A3M1 - Resettlement Assistance Total</b>				<b>6 640</b>	
	A3M2 - Repatriation Assistance	433	414	AFGHAN REPAT FROM IRAN - UNHCR	159 244	
		434	414	KURDISH REPATRIATION PROG UNHCR	2 863	
<b>A3M2 - Repatriation Assistance Total</b>				<b>162 107</b>		
<b>Movement Total</b>					<b>168 747</b>	
Assisted Returns	A3R1 - Return Assistance to Migrants and Governments	896	800	TURKMENISTAN - RETURN OF TAJIKS	71	
Technical Cooperation on Migration	A3T1 - Technical Cooperation for Migration Management and Capacity Building	908	800	HUMANITARIAN TRAVEL ASS. PROG. - HTAP	6	
Migration Health	A3H2 - Migration Health Assistance and Advice	852	299	AFGH MED PROG ITALY - ITAL MIN FOREIGN AFF	1	
<b>Islamabad Total</b>					<b>168 825</b>	
<b>RO Manila</b>						
Movement	A1M1 - Resettlement Assistance	133	921	RESETTLEMENT FROM THAILAND - US EQUITY	728	
		134	921	RESET FROM SOUTH EAST ASIA (NOT THAILAND) - US EQ	23	
		355	810	REFUGEES FROM ASIA TO CANADA - PREPAID	1 765	
		455	810	ODP FROM VIET NAM TO EUROPE	5	
		459	810		ODP FROM VIET NAM TO USA - SPONSOR PREP	1 836
			921		ODP FROM VIET NAM TO USA - US EQUITY	3 497
			ARR		AUSTRALIAN & NZ MVMTS - PREPAID ARRIVAL	608
		470	CAU		AUSTRALIAN GOVT FUNDED MOVEMENTS	4 183
			DEP		AUSTRALIAN & NZ MVMTS - PREPAID DEPARTURE	1 292
			ODP		ORDERLY DEPARTURE FROM VIET NAM	47
	474	800		OTHER ODP VIET NAM - APPEAL & SRV-IOM	135	
	<b>A1M1 - Resettlement Assistance Total</b>				<b>14 119</b>	
	A1M4 - Post-Emergency Movement Assistance	252	800	RTN TRANSPORT FROM W. TIMOR TO E. TIMOR	45 808	
<b>Movement Total</b>					<b>59 927</b>	
Assisted Returns	A1R1 - Return Assistance to Migrants and Governments	251	800	TIMOR ASSISTANCE PROJECT	779	
		360	800	INDONESIA: CARE & VOL RTN IRREG MIGRANTS	42	
		R16	CAU	RETURN ASSIST. TO TWO AFGHAN NAT. AU1	2	
	<b>A1R1 - Return Assistance to Migrants and Governments Total</b>				<b>823</b>	
A1R2 - Return and Reintegration of Qualified Nationals	255	800	RQN EAST TIMOR	1		
<b>Assisted Returns Total</b>					<b>824</b>	
Counter-Trafficking	A1C2 - Assistance to Victims of Trafficking	608	800	RETURN & REINT OF TRAFFICKED WOMEN/CHILD	235	
<b>Counter-Trafficking Total</b>					<b>235</b>	
Technical Cooperation on Migration	A1T3 - Capacity Building Through Exchange of Experts	768	800	AUSTRALIAN VOLUNTEER EXPERTS	16	
Migration Health	A1H1 - Migration and Travel Health Assessment	A30	810	MEDICAL PROCESSING IN CAMBODIA	1	
<b>Manila Total</b>					<b>61 003</b>	
<b>Grand Total</b>					<b>229 828</b>	

**Table 10: Movements by projects under Europe**

Service Area	Regional Service Area Sub-Classification	Project		Project Name	Total Migrants
		Activity	Funding		
<b>RO Bonn</b>					
Assisted Returns	EBR1 - Return Assistance to Migrants and Governments	301	CDE	REAG GLOBAL - GERMAN GOVT	36
		303	265	KHRP (KOSOVO) - MINISTRY OF INTERIOR	2 963
		304	265	KHRP(KOSOVO) - NON-HEP - MIN OF INTERIOR	53 767
		305	CDE	REAG BOSNIA - GERMAN GOVT	6 363
		306	CDE	REAG SPECIAL - GERMAN GOVT	4 882
		312	810	SPECIAL MIGRANT ASSISTANCE PROG (SMAP)	623
<b>Assisted Returns Total</b>					<b>68 634</b>
Movement	EBM1 - Resettlement Assistance	168	921	RESETTLEMENT REF FRM GERMANY - US EQUITY	6 572
<b>RO Bonn Total</b>					<b>75 206</b>
<b>RO Brussels</b>					
Assisted Returns	E2R1 - Return Assistance to Migrants and Governments	217	CLU	VOLUNTARY RTN OF KOSOVO ALB FROM LUXEMBOURG	191
		221	CBE	RTN & REINT OF KOSOVO ALB FRM BELGIUM (RKB)	2 199
		256	CGB	RETURN OF AFGHAN HOSTAGES - UK GOVT	75
		321	CBE	REAB-ASYLUM SEEKERS BELGIUM	3 181
		331	321	REAN-NETHERLANDS MINISTRY OF JUSTICE	3 085
		337	CPT	PILOT PRGM - VOLUNTARY RTN EX PORTUGAL	349
		339	800	RTN/REINT UNSUCCESSFUL ASYLUM SEEKERS FINLAND	3
			CFI	RET/REINT UNSUCCESSFUL ASYLUM SEEKERS	59
		342	800	VOL RTN REJECTED ASYLUM SEEKERS EX FINLAND	1 065
		344	CFI	RTN & REINT. KOSOVO ALBANIANS FINLAND	274
		346	CGB	PILOT VOLUNTARY RETURN PROGRAMME - UK	491
		347	800	RTN ASSISTANCE FROM LATVIA TO RUSSIA	530
		361	243	RTN & COUNSELLING ASSISTANCE (RCA) EUROPE	390
		560	CBE	VOL RTN OF BOSNIANS FROM BELGIUM (RBB)	4
		951	800	RTN STRANDED MIGRANTS FROM BALTICS SMIBAL	197
R20	FOR	VOL. RETURN IRAQI NATS FROM SWITZERLAND	1		
<b>Assisted Returns Total</b>					<b>12 094</b>
Movement	E2M1 - Resettlement Assistance	025	911	FAMILY REUNION IN FRANCE - UNHCR	487
		105	912	RESETTLEMENT/TRANSIT OF REF - VARIOUS COUNTRIES	1 002
		165	921	RESETTLEMENT NON-EUROPEANS FROM EUROPE	5 506
		345	XXX	MOVEMENTS FROM/TO SWITZERLAND REIMBURSABLE BY SWISS ENTITIES (NGOs/CANTONS)	536
			810	MOVEMENTS FROM/TO SWITZERLAND SELF-PAYERS	921
		401	213	REFUGEES FROM EUROPE- CEAR	23
			232	EAST EUROPEAN REF IN EUROPE - DANISH REF COUNCIL	5
			239	FAMILY REUNION TO THE NETHERLANDS	765
			249	REFUGEES FROM EUROPE - FINNISH MIN OF LABOUR	167
			272	REFUGEES FROM EUROPE - ICELANDIC RED CROSS	9
			388	REFUGEES FROM EUROPE - SWEDISH RED CROSS	164
			414	REFUGEES FROM EUROPE - UNHCR	4
			422	EAST EUROPE REFUGEES EUROPE - HIAS	10
			CDK	REFUGEES FROM EUROPE - DENMARK	137
			CLU	EAST EUROPE REF EUROPE - LUXEMBOURG	1
			CNL	REFUGEES FROM EUROPE - NETHERLANDS	45
			CNO	REFUGEES FROM EUROPE - NORWAY	342
			CS2	REFUGEES FROM EUROPE - SWEDEN	24
			CSE	REFUGEES FROM EUROPE - SWEDEN	173
			611	810	FACILITATED PASSAGE - SPAIN
<b>Movement Total</b>					<b>10 551</b>
Migration Health	E2H3 - Post-Emergency Migration Health Assistance	A54	800	TRANSITIONAL REGIONAL MGT OF COMPLICATED CASES KOSOVO	226
		A62	800	CAPACITY BUILDING - HEART SURGERY TIRANA	22
<b>Migration Health Total</b>					<b>248</b>
Counter-Trafficking	E2C1 - Trafficking Prevention Assistance	F16	CIT	COUNTER-TRAFF. WOMEN & CHILD BALKANS - IT	34
	E2C2 - Assistance to Victims of Trafficking	614	800	RTN/REINT ASS TRAFFICKING VICTIMS ALBANIA	97
<b>Counter-Trafficking Total</b>					<b>131</b>
<b>RO Brussels Total</b>					<b>23 024</b>
<b>RO Rome</b>					
Assisted Returns	ERR1 - Return Assistance to Migrants and Governments	343	800	VOL RTN & REINT FROM ITALY TO BALKANS	471
		R15	CIT	ASSIST.VOL.RET.& REINT. KOSOVARS IN ITALY	238
<b>Assisted Returns Total</b>					<b>709</b>
Movement	ERM1 - Resettlement Assistance	443	CIT	ITALIAN HUMANITARIAN EMERGENCY ACC ITALY	17
	ERM2 - Repatriation Assistance	603	INP	REPATRIATION NON-EUROPE CITIZENS FROM ITALY	14
<b>Movement Total</b>					<b>31</b>
Counter-Trafficking	ERC1 - Trafficking Prevention Assistance	669	CIT	PREVENTION OF TRAFFICKING - KOSOVO/ALBANIA	20
<b>RO Rome Total</b>					<b>760</b>



**Table 10: Movements by projects under Europe (continued)**

Service Area	Regional Service Area Sub-Classification	Project		Project Name	Total Migrants		
		Activity	Funding				
<b>RO Vienna</b>							
Movement	E1M1 - Resettlement Assistance	163	SAT	SELF ARRANGED TRANSPORT EX MOSCOW HQ USE	3 923		
			921	RESETTLEMENT REF FROM USSR - US EQUITY	3 879		
		167	SAT	SELF ARRANGED TRANSPORTATION EX KIEV HQ USE	1 680		
			921	RESETTLEMENT REFUGEE FROM UKRAINE - US EQUITY	6 184		
		203	921	KOSOVARS - USRP PROCESSING	2 688		
		351	810	REFUGEES FROM EUROPE TO CANADA - PREPAID	483		
			CCA	REFUGEES FROM EUROPE TO CANADA - WARRANT	2 805		
		401	810	REFUGEES FROM EUROPE - SPONSOR PREP	162		
			CAT	VOLUNTARY REPATRIATION FROM AUSTRIA	418		
			CHU	EAST EUROPEAN REF IN EUROPE - HUNGARY	458		
		499	238	YUGOSLAV EMERGENCY PROG - DAN. DIRECT. FOR ALIENS	9		
			249	YUGOSLAV EMERG PROG - FINN MIN OF LABOUR	216		
			272	YUGOSLAV EMERG PROG - ICELANDIC RED CROSS	24		
			388	YEP - SWEDISH RED CROSS	9		
			810	YEP - SPONSOR PREPAID	65		
			921	YUGOSLAV EMERG PROG - USA EQUITY	9 835		
			CDK	YUGOSLAV EMERG PROG - DENMARK	2		
			CGB	YUGOSLAV EMERG PROG - BRITISH GOVT	13		
			CIE	YUGOSLAV EMERG PROG - IRELAND	72		
			CNO	YUGOSLAV EMERG PROG - NORWAY	441		
			CSE	YUGOSLAV EMERG PROG - SWEDEN	362		
		DRC	RTN OF BOSNIANS FROM DENMARK-DANISH REF COUNCIL	50			
		<b>E1M1 - Resettlement Assistance Total</b>					<b>33 778</b>
		E1M2 - Repatriation Assistance	066	414	REPAT. REINT. OF REFUGEES IN CROATIA	53	
			541	414	VOL REP REFUGEES EX RUSSIAN FED	92	
		<b>E1M2 - Repatriation Assistance Total</b>					<b>145</b>
		E1M4 - Post-Emergency Movement Assistance	202	CCA	MEDICAL/TRANSPORT KOSOVO REF TO/FRM CANADA	461	
<b>Movement Total</b>					<b>34 384</b>		
Assisted Returns	E1R1 - Return Assistance to Migrants and Governments	207	800	KOSOVO HUMANITARIAN RETURN PRGM (KHRP)	26 220		
		210	CUS	HUMANITARIAN RETURN FROM USA TO KOSOVO	887		
		561	800	RETURN PROGRAMME FROM CENTRAL EUROPE	369		
		567	800	CROSS BORDER RETURNS - CROATIA/BIH	3 219		
		GRF	800	GENERAL RETURN FUND TO BOSNIA	142		
		R19	CNO	VOL. RETURN IRAQI NATIONALS FROM NORWAY	9		
		R21	438	VOL. RETURN IRAQI NATIONALS FROM DENMARK	2		
		R22	CGB	IRREGULAR CHINESE STRANDED MIGRANTS HR1	10		
		<b>E1R1 - Return Assistance to Migrants and Governments Total</b>					<b>30 858</b>
E1R2 - Return and Reintegration of Qualified Nationals	RQN	800	RETURN & REINT SKILLED NATIONALS BOS/HER	3			
<b>Assisted Returns Total</b>					<b>30 861</b>		
Counter-Trafficking	E1C1 - Trafficking Prevention Assistance	F20	800	MACEDONIA COUNTER-TRAFFICKING PROG. MK1	44		
		568	CUS	RETURN OF TRAFFICKED MIGRANTS FROM BOSNIA	183		
	E1C2 - Assistance to Victims of Trafficking	F11	800	R & R. OF WOMEN VICTIMS OF TRAFFICKING KOSOVO	73		
		F15	CCH	RET & REINT TRAFFICKED WOMEN/CHILD FROM FYROM	39		
<b>E1C2 - Assistance to Victims of Trafficking Total</b>					<b>295</b>		
<b>Counter-Trafficking Total</b>					<b>339</b>		
Migration Health	E1H3 - Post-Emergency Migration Health Assistance	A33	CSE	MEDICAL TEAMS TO BOSNIA - SWEDEN	34		
		A60	800	PSYCHOSOCIAL & TRAUMA RESPONSE KOSOVO	13		
		A65	CSE	SWEDISH MEDICAL TEAMS FOR KOSOVO AND BIH	33		
<b>Migration Health Total</b>					<b>80</b>		
Technical Cooperation on Migration	E1T1 - Technical Cooperation for Migration Management and Capacity Building	226	CUS	KOSOVO PROTECTION CORPS (KPC) TRAINING	1		
<b>Technical Cooperation on Migration Total</b>					<b>1</b>		
<b>RO Vienna Total</b>					<b>65 665</b>		
<b>Grand Total</b>					<b>164 655</b>		

**Table 11: Movements by region of departure and destination**

Region / RO / Area of destination Region of Departure			Africa and the Middle East							Africa and the Middle East Total	Americas						Americas Total	
			Cairo		Dakar	Nairobi		Pretoria	Buenos Aires		Lima	San Jose	Washington					
Region	RO	Emigration Area	Middle East	North Africa	West Africa	Central Africa	East Africa	Horn of Africa	Southern Africa	Southern Cone	Andean Countries	South America, other	Caribbean	Central America and Mexico	North America			
Africa and the Middle East	Cairo	Middle East	1	1	5			4		4					4 165	4 169		
		North Africa					4	16							3 693	3 693		
	Dakar	West Africa			35	1	9		6						7 527	7 527		
	Nairobi	Central Africa			313						1				33	34		
		East Africa	21	5	36	50	232	296	18						9 062	9 062		
		Horn of Africa			3		34		3						1 218	1 218		
Pretoria	Southern Africa			8	28	4	19	6 588						894	894			
<b>Africa and the Middle East Total</b>			<b>22</b>	<b>6</b>	<b>400</b>	<b>79</b>	<b>283</b>	<b>335</b>	<b>6 615</b>	<b>7 740</b>	<b>5</b>				<b>26 592</b>	<b>26 597</b>		
Americas	Buenos Aires	Southern Cone	47	4	5	1				57	2 939	272		43	257	483	3 994	
	Lima	Andean Countries	8							8	345	58	1	69	282	3 043	3 798	
	San José	Caribbean									9	23			41	2 715	2 788	
		Central America and Mexico	7						3	10	79	316	1	92	161	248	897	
	Washington, D.C.	North America			4		3	1	5	13	37	122		7	66	1	233	
<b>Americas Total</b>			<b>62</b>	<b>4</b>	<b>9</b>	<b>1</b>	<b>3</b>	<b>1</b>	<b>8</b>	<b>88</b>	<b>3 409</b>	<b>791</b>	<b>2</b>	<b>211</b>	<b>807</b>	<b>6 490</b>	<b>11 710</b>	
Asia and Oceania	Dhaka	South Asia					12	2		14					1	310	311	
	Islamabad	Central Asia	3		2					5						123	123	
		South West Asia							1	1						4 233	4 233	
	Manila	Australia and New Zealand										1					1	
		Far East				1		3		4						26	26	
		Melanesia						1		1							1	
	South East Asia	4		2			1		7						8 164	8 164		
<b>Asia and Oceania Total</b>			<b>7</b>		<b>4</b>	<b>1</b>	<b>12</b>	<b>8</b>	<b>32</b>		<b>1</b>			<b>1</b>	<b>12 856</b>	<b>12 858</b>		
Europe	Bonn	Western Europe	367	43	171	14	6	44	15	660	26	13		6		7 063	7 108	
	Brussels	Baltic States	1		4	1		1		7						2	2	
		Nordic Countries	23		1	1	1	2		30	43	2		1	1	6	53	
		Southern Europe		1	184					7	192	74	109		5	36	632	856
		Western Europe	65	48	105	32	12	32	18	312	58	218	22	9	3	1 592	1 902	
	Rome	Southern Europe		2	16	8	1	2		29	5	16				87	108	
	Vienna	Caucasus														79	79	
		Central Europe	31	25	21			1		81	1	12				16 893	16 906	
		Eastern Europe	1	1	24	20	2	22	1	71	1	1				16 576	16 578	
South Eastern Europe		2	1	12	1	9	2	1	28						3 492	3 492		
<b>Europe Total</b>			<b>490</b>	<b>121</b>	<b>538</b>	<b>77</b>	<b>31</b>	<b>106</b>	<b>47</b>	<b>1 410</b>	<b>208</b>	<b>371</b>	<b>22</b>	<b>21</b>	<b>40</b>	<b>46 422</b>	<b>47 084</b>	
<b>Regular Total</b>			<b>581</b>	<b>131</b>	<b>951</b>	<b>158</b>	<b>329</b>	<b>450</b>	<b>6 670</b>	<b>9 270</b>	<b>3 622</b>	<b>1 163</b>	<b>24</b>	<b>232</b>	<b>848</b>	<b>92 360</b>	<b>98 249</b>	
M A S S	Asia and Oceania	Islamabad	South West Asia	2 863						2 863								
		Manila	Australia and New Zealand															
			South East Asia															
<b>Mass Total</b>			<b>2 863</b>						<b>2 863</b>									
<b>Grand Total</b>			<b>3 444</b>	<b>131</b>	<b>951</b>	<b>158</b>	<b>329</b>	<b>450</b>	<b>6 670</b>	<b>12 133</b>	<b>3 622</b>	<b>1 163</b>	<b>24</b>	<b>232</b>	<b>848</b>	<b>92 360</b>	<b>98 249</b>	

Asia and Oceania							Asia and Oceania Total	Europe								Europe Total	Total			
Dhaka	Islamabad	Manila				Bonn		Brussels				Rome	Vienna							
South Asia	Central Asia	South West Asia	Australia and New Zealand	Far East	Melanesia	South East Asia		Western Europe	Baltic States	Nordic Countries	Southern Europe	Western Europe	Southern Europe	Caucasus	Central Europe			Eastern Europe	South Eastern Europe	
44			335				379	8		3 557		473	52		2		1	4 093	8 652	
			403				403			25		27						52	4 168	
			83				83	11		54	7	183	4		1			260	7 921	
								9		61	3	261	23		4			361	708	
21		2	436				459	5		778		286						1 069	11 248	
			323				323	8		719		230	11					968	2 549	
			42				42			49	1	62				7		124	7 707	
65		2	1 622				1 689	41		5 243	11	1 522	95		7	7	1	6 927	42 953	
1			81	25		19	126	107		9	756	306	58		25	4		1 265	5 442	
1			61	1			63	47		49	959	318	91		13	2	3	1 482	5 351	
										12	14	24						50	2 838	
5			20				25	12		4	162	5	6		3			192	1 124	
			143				143				5						1 349	1 354	1 743	
7			305	26		19	357	166		74	1 896	653	155		41	6	1 352	4 343	16 498	
			1				1	1		61		153						215	541	
	73						73			12	17	5						34	235	
5		33	411				449	15		1 760		391	10		16		15	2 207	6 890	
		2	27		14	1	44										201	201	246	
			233				233			12		15					5	32	295	
			1				1				2							2	4	
5		28	427	135		242	837	1		217	2	37			7			264	9 272	
10	73	63	1 100	135	14	243	1 638	17		2 062	21	601	10		23		221	2 955	17 483	
119	63	391	948	24		131	1 676	8	81	14	125	15	6	701	347	430	64 356	66 083	75 527	
6	7	8		3		5	29		1	11				52		638		702	740	
	2	16				3	21		21	1	4			2	1 422	11	4 469	5 930	6 034	
	4	4	385				393		9	4	7	5	56	3	41	189	110	424	1 865	
75	281	280	62	11		19	728	2	33	8	300	9	2	258	1 626	416	25 307	27 961	30 903	
1			3			2	6				19				28	25	698	770	913	
								4		16		2						22	101	
66	17	73	446	58		31	691		1	10	13	32		48	314	92	3 666	4 176	21 854	
2	5		28	6			41	2		160		27		4			2	195	16 885	
			2 144				2 144	20		1 594	5	756	29		1 340	280	600	4 624	10 288	
269	379	772	4 016	102		191	5 729	36	146	1 818	473	846	93	1 068	5 118	2 081	99 208	110 887	165 110	
351	452	837	7 043	263	14	453	9 413	260	146	9 197	2 401	3 622	353	1 068	5 189	2 094	100 782	125 112	242 044	
		159 244					159 244												162 107	
						719	719													719
						45 868	45 868													45 868
		159 244				46 587	205 831													208 694
351	452	160 081	7 043	263	14	47 040	215 244	260	146	9 197	2 401	3 622	353	1 068	5 189	2 094	100 782	125 112	450 738	

**Table 12: Movements to Africa and the Middle East**

REGION OF DEPARTURE			REGION OF DESTINATION																								
Region	RO	Country	Central Africa				East Africa			Horn of Africa					Middle East												
			Burundi	Central African Republic	Congo	Dem. Rep. of the Congo	Rwanda	Kenya	Uganda	United Republic of Tanzania	Djibouti	Eritrea	Ethiopia	Somalia	Sudan	Bahrain	Iraq	Israel	Jordan	Lebanon	Palestinian Territory, Occupied	Saudi Arabia	Syrian Arab Republic	United Arab Emirates	Yemen		
Africa and the Middle East	Cairo	Egypt						4		1				15													
		Jordan												4												1	
		Lebanon																									
		Syrian Arab Republic																									
	Dakar	Benin					1																				
		Cameroon																									
		Ghana								9																	
		Senegal																									
	Nairobi	Burundi																									
		Central African Republic																									
		Comoros				1																					
		Congo																									
		Dem. Rep. of the Congo																									
		Ethiopia						15	3																		
		Kenya	2			1	27	157				1	31			236							1		1		
		Seychelles																									
	Uganda	Sudan							16																		
		United Republic of Tanzania	13			1	5	58		11			9		19				10								
		Tanzania						6												9							
	Pretoria	Angola																									
		Botswana							1						1												
Mozambique														1													
South Africa			3		16	6	1	1		2	2	1	12														
Zambia						3																					
Zimbabwe								1																			
<b>Africa and the Middle East Total</b>			<b>15</b>	<b>3</b>		<b>19</b>	<b>42</b>	<b>80</b>	<b>192</b>	<b>11</b>	<b>3</b>	<b>3</b>	<b>41</b>	<b>12</b>	<b>276</b>			<b>19</b>			<b>1</b>		<b>1</b>	<b>1</b>	<b>1</b>		
Americas	Buenos Aires	Argentina													4		5										
		Chile																37									
		Uruguay			1													1									
	Lima	Colombia																3									
		Ecuador																1									
		Peru																3									
		Venezuela																1									
	San José	Costa Rica																	7								
		Panama																									
	Washington, D.C.	Canada							1																		
United States								1	1					1													
<b>Americas Total</b>					<b>1</b>			<b>2</b>	<b>1</b>					<b>1</b>	<b>4</b>		<b>58</b>										
Asia and Oceania	Dhaka	Bangladesh											1														
		India						11	1				1														
	Islamabad	Iran (Islamic Rep. of)																2 863									
		Kyrgyzstan																									
		Pakistan									1																
	Manila	Turkmenistan																3									
		China					1						3														
Indonesia												1												1	3		
Papua New Guinea														1													
<b>Asia and Oceania Total</b>							<b>1</b>	<b>11</b>	<b>1</b>			<b>1</b>	<b>5</b>	<b>2</b>		<b>2 866</b>						<b>1</b>		<b>3</b>			
Europe	Bonn	Germany	3		2	8	1	6		1	9	26	2	6			10	67	206	1		77			6		
		Belgium	4		1	14	5	5			1		3						5				5				
	Brussels	Denmark															2										
		Finland				1						1								20							
		Latvia																						1			
		Lithuania																									
		Netherlands		1		4							4	4	7	11			4	15	10			7	4	1	
		Norway																	1								
		Portugal																									
		Spain																									
		Switzerland				1	1	1																	3		
		United Kingdom							2	5		1				1			2	1	2				6		
		Rome	Italy		7			1		1			1	1													
	Vienna	Austria						1										12	5					4			
		Bulgaria											1														
		Hungary												1					2	4				4			
		Russian Federation	1		10	6	1					1	14	3	1										1		
		Turkey						7	1	1				1													
		Ukraine				2			2					3													
	<b>Europe Total</b>			<b>8</b>	<b>8</b>	<b>16</b>	<b>35</b>	<b>10</b>	<b>20</b>	<b>9</b>	<b>2</b>	<b>4</b>	<b>14</b>	<b>54</b>	<b>14</b>	<b>20</b>		<b>6</b>	<b>15</b>	<b>99</b>	<b>259</b>	<b>1</b>		<b>97</b>	<b>6</b>	<b>7</b>	
	<b>Grand Total</b>			<b>23</b>	<b>11</b>	<b>17</b>	<b>54</b>	<b>53</b>	<b>113</b>	<b>203</b>	<b>13</b>	<b>8</b>	<b>17</b>	<b>100</b>	<b>28</b>	<b>297</b>	<b>4</b>	<b>2 872</b>	<b>92</b>	<b>99</b>	<b>259</b>	<b>1</b>	<b>1</b>	<b>98</b>	<b>7</b>	<b>11</b>	



Table 13: Movements to the Americas

REGION OF DEPARTURE			REGION OF DESTINATION																								Total										
			Andean Countries					Caribbean							Central America and Mexico						North America		South America, other		Southern Cone												
Region	RO	Country	Bolivia	Colombia	Ecuador	Peru	Venezuela	Barbados	Cuba	Dominica	Dominican Republic	Grenada	Guadeloupe	Haiti	Jamaica	Martinique	Puerto Rico	Trinidad And Tobago	Belize	Costa Rica	El Salvador	Guatemala	Honduras	Mexico	Nicaragua	Panama	Canada	United States	Guyana	Suriname	Argentina	Brazil	Chile	Paraguay	Uruguay		
Africa and the Middle East	Cairo	Algeria																										5								5	
		Egypt																										576	3 112							3 688	
		Jordan																										167	568						4	739	
		Kuwait																												93						93	
		Lebanon																										199	1 131							1 330	
		Saudi Arabia																										3	274							277	
		Syrian Arab Republic																										467	1 110							1 577	
	Yemen																										3	150							153		
	Dakar	Benin																										6	1 274							1 280	
		Cameroon																										36	670							706	
		Côte d'Ivoire																										11	175							186	
		Gabon																										1								1	
		Gambia																										90	315							405	
		Ghana																										74	2 458							2 532	
		Guinea																										86	1 965							2 051	
		Liberia																												12						12	
		Mali																											9	42							51
		Nigeria																											3								3
	Senegal																											7	289							296	
	Togo																											4								4	
	Nairobi	Congo																										2	3							5	
		Dem. Rep. of the Congo																										22	5							27	
		Djibouti																										72	37							109	
		Eritrea																										2	4							6	
		Ethiopia																										312	753							1 065	
		Kenya																										830	7 547							8 377	
		Rwanda																										1								2	
		Sudan																											37	1							38
	Uganda																											91	297							388	
	United Republic of Tanzania																											288	9							297	
	Pretoria	Botswana																										29	51							80	
		Madagascar																										4								4	
Malawi																											5								5		
Mozambique																													17						17		
South Africa																											130	25							155		
Swaziland																											14								14		
Zimbabwe																											64	231							295		
Zimbabwe																										8	316								324		
<b>Africa and the Middle East Total</b>																											<b>3 653</b>	<b>22 939</b>			<b>1</b>	<b>4</b>			<b>26 597</b>		
Americas	Buenos Aires	Argentina	36	61	25	19	29	1	23		14	1								16	6	30	30	24	9	17	17	155		2 556	185	46	19	44	3 367		
		Brazil		38		2	15																							8		9		23	95		
		Chile	1	22	5	1	9														14	4	9	12	82	1		47	255		11	7	1	6	7	494	
		Paraguay																												2					3	5	
		Uruguay		9																	1	2						3	6		4	3	4	1		33	
	Lima	Bolivia		8								3								6			5		1			1			4		3			31	
		Colombia				2	3	2		45		4						12	1		58	1	4	4	132	3	7	1 401	925	1		45	59	73	7	2 789	
		Ecuador			13															7				8	5	1		81	377		6	10	6			514	
		Peru	1	20					1									3			15				9	3		33	18		8	23				134	
	Venezuela		9																	3				9			129	78		10	23	63		5	330		
	San José	Costa Rica	12	37	10	6	8					2						3		1		9	4	9	17	1		8	8	1		5	8	8	3	160	
		Cuba	12	10			1														14		1					19	2 660			1				2 739	

Americas (cont'd)	San José (cont'd)	Dominican Republic																				2		2			4									
		El Salvador		3	2		2		70				2		18				7	1		73	9		2	13	202									
		Guatemala		3	99	8									6			1		1		30	57	1	1	3	1	211								
		Haiti															1					8	28	4			41									
		Honduras	5	4	7	2	1								5				35			54			3	9	125									
		Mexico		32		4	4					4			8	3	11	6		9		2			1	15	99									
		Nicaragua		14	16	36				1		7		3							9				1	1	4	99								
		Panama		1																								1								
		Puerto Rico														4												4								
		Washington, D.C.	Canada		20			7								10	2	1									6	46								
	United States		44	1	8	42		1	1		4	1		30	21					2			11	20		187										
Americas Total			68	347	167	89	120	1	139	1	25	1	18	2	23	1	1	215	48	60	77	329	53	24	1 853	4 637	2	2 685	320	285	30	89	11 710			
Asia and Oceania	Dhaka	India																			1													311		
		Iran (Islamic Rep. of)																								96								96		
		Kazakhstan																								11	19							30		
		Pakistan																				1 620	2 517											4 137		
		Uzbekistan																									93								93	
	Manila	Cambodia																								21	408							429		
		China																								8	14							22		
		Indonesia																								2								2		
		Japan																										4						4		
		New Zealand						1																											1	
Philippines																										14	20							34		
Thailand																										80	737							817		
Viet Nam																									1 553	5 329							6 882			
Asia and Oceania Total							1											1							3 405	9 451							12 858			
Europe	Bonn	Germany	5	3	2	3	1							1	4										294	6 769		3	3	19	1		7 108			
		Albania																								66	60					3		129		
		Belgium	1	17	69	7					2	1														8	36			14	19			174		
	Brussels	Denmark																																1		
		Finland					1																			2								3		
		France		9			12														2								6	4				33		
		Greece																								155	268							423		
		Latvia																									2								2	
		Malta																								60									60	
		Netherlands	1	26	23	6	5			6																13	1 052		22	1	8	1		1	1 165	
		Norway		1																							2					20			23	
		Portugal						2																			6				27				35	
		Spain	6	54	11	12	24		3	2							10	3	1	8	4	7	3			1	16		26	2	15	1		209		
		Sweden					1												1									2			21			1	26	
		Switzerland	2	17	6		4																			51	427			3	1				511	
		United Kingdom		6			7																			1	4								19	
		Rome	Italy		11	2	2	1																			76	11					5			108
	Vienna	Austria		3	3																							4 809		1				4 816		
		Azerbaijan																										77							77	
		Belarus																										87							87	
Bosnia and Herzegovina																									621	78								699		
Croatia																										544	8 483							9 027		
Cyprus																											58							58		
Czech Republic																											1							1		
Georgia																											2								2	
Hungary						6																				17	70								93	
Poland																											3								3	
Republic of Moldova																											1								1	
Romania																											4	2 962							2 966	
Russian Federation																										236	8 071						1		8 308	
The FYR of Macedonia																									23	118							141			
Turkey																									728	1 052								1 780		
Ukraine						1																			6	8 175								8 182		
Yugoslavia, FR																											772	42						814		
Europe Total			15	147	116	28	65	5	8	2	2	4			13	4	1	8	4	7	3	3 681	42 741			22	37	57	110	2	2	47 084				
Grand Total			83	494	283	117	186	1	144	1	33	1	2	18	4	4	23	1	1	228	53	61	85	333	60	27	12 592	79 768	2	22	2 723	377	399	32	91	98 249

**Table 14: Movements to Asia and Oceania**

REGION OF DEPARTURE			REGION OF DESTINATION																					Total									
			Australia and New Zealand		Central Asia					Far East				Melanesia	South Asia					South East Asia					South West Asia								
Region	RO	Country	Australia	New Zealand	Kazakhstan	Kyrgyzstan	Mongolia	Tajikistan	Turkmenistan	Uzbekistan	China	Macao Spec. Admin. Region of China	Japan	Republic of Korea	Papua New Guinea	Bangladesh	India	Myanmar	Nepal	Sri Lanka	Cambodia	East Timor	Indonesia	Malaysia	Philippines	Thailand	Viet Nam	Afghanistan	Iran (Islamic Rep. of)	Pakistan			
Africa and the Middle East	Cairo	Egypt	403																													403	
		Jordan	123																														128
		Lebanon	109														37	5				2											148
		Saudi Arabia	8	4																													12
		Syrian Arab Republic	84	4																													88
	Dakar	Yemen	3																														3
		Guinea	82																														82
	Nairobi	Nigeria	1																														1
		Djibouti	14																														14
		Eritrea	1																														1
		Ethiopia	171	36																													207
		Kenya	366	60														20												2		448	
	Pretoria	Sudan	101																														101
		Uganda	10														1																11
		Botswana	14																														14
		South Africa	19	5																													24
	Zambia	Zimbabwe	1																														1
		3																														3	
<b>Africa and the Middle East Total</b>			<b>1 512</b>	<b>110</b>												<b>37</b>	<b>26</b>			<b>2</b>									<b>2</b>		<b>1 689</b>		
Americas	Buenos Aires	Argentina	17	5									24										15									62	
		Brazil	3																														3
		Chile	56																						4								60
		Uruguay									1																						1
	Lima	Colombia	20																														20
		Ecuador											1					1															2
		Peru	3																														3
	San José	Venezuela	35	3																													38
		Costa Rica	5																														5
		El Salvador	11															5															16
	Washington, D.C.	Guatemala	1																														1
		Mexico	3																														3
United States	Canada	1																														1	
		142																														142	
<b>Americas Total</b>			<b>297</b>	<b>8</b>							<b>1</b>		<b>25</b>			<b>7</b>							<b>15</b>		<b>4</b>						<b>357</b>		





**Table 15: Movements to Europe**

REGION OF DEPARTURE			REGION OF DESTINATION																		
			Baltic States			Caucasus			Central Europe					Eastern Europe							
Region	RO	Country	Estonia	Latvia	Lithuania	Armenia	Azerbaijan	Georgia	Austria	Croatia	Czech Republic	Hungary	Poland	Romania	Slovakia	Slovenia	Belarus	Republic of Moldova	Russian Federation	Ukraine	
Africa and the Middle East	Cairo	Algeria																			
		Egypt																			
		Israel																			
		Jordan										2									
		Kuwait																			
		Lebanon																			
		Libyan Arab Jamahiriya																			
		Morocco																			
		Saudi Arabia																			
		Syrian Arab Republic																			
		Tunisia																			
		United Arab Emirates																			
		Yemen																			
	Dakar	Benin																			
		Burkina Faso																			
		Cameroon													1						
		Chad																			
		Côte d'Ivoire																			
		Gabon																			
		Gambia																			
		Ghana																			
		Guinea																			
		Liberia																			
		Mauritania																			
		Nigeria																			
		Senegal																			
	Togo																				
	Nairobi	Burundi																			
		Central African Republic																			
		Congo																			
		Dem. Rep. of the Congo								2		2									
		Djibouti																			
		Eritrea																			
		Ethiopia																			
		Kenya																			
		Rwanda																			
		Sudan																			
	Uganda																				
	United Republic of Tanzania																				
Pretoria	Angola																				
	Madagascar																				
	Mauritius																				
	Mozambique																				
	South Africa																				
	Zambia																				
Zimbabwe																			7		
<b>Africa and the Middle East Total</b>									2	2	2		1						7		
Americas	Buenos Aires	Argentina										2	18							2	
		Brazil																			
		Chile								1		1		1						2	
		Uruguay								2											
	Lima	Bolivia																			
		Colombia								2		1	2	2						2	
		Ecuador										1									
		Peru										5									
		Venezuela																			
	San José	Costa Rica											3								
		Cuba																			
		Dominican Republic																			
		El Salvador																			
		Guatemala																			
		Haiti																			
		Honduras																			
		Mexico																			
	Nicaragua																				
	Panama																				
	Washington, D.C.	Canada																			
United States																					
<b>Americas Total</b>									5	10	23	3						4	2		

REGION OF DESTINATION																								
Nordic Countries					South Eastern Europe					South Europe					Western Europe				Total					
Denmark	Finland	Iceland	Norway	Sweden	Bosnia and Herzegovina	Bulgaria	The FYR of Macedonia	Turkey	Yugoslavia, FR	Albania	Greece	Italy	Malta	Portugal	Spain	Belgium	France	Germany		Ireland	Netherlands	Switzerland	United Kingdom	
																6			1				12	7
10			1	7																				30
5	1			4																	3			13
622	56		100	881	1												7	3	6	26	14	47	1 765	
15	5																				1			21
61			10	20																		6	13	110
				7																				7
																					4			4
2				72															1					75
292	23		636	737							52					7	25	5		281	14	7	2 079	
																					1	3		4
1			5																					6
3			2	4															3	6	1	5	24	
5				3												1		2						11
																	3							3
1			1	3							4			4	10		2		9	4	1		40	
																	2				4		6	
				1												2	5					6	14	
																	2						2	
			2															4					8	14
	2														3	6	18			2		5	36	
1																6	9	3		2			15	
8			1	19																				28
			2													20								20
1																4			3	1			11	
																3	53							57
				3																				3
15			10	1											17									43
				1							4						3				6			14
			7														2				2	2	13	
5	4			12							19			3	29	87	9	5	31	12	16		236	
				16							5				4	8							33	
10			8	13																			31	
239	70		208	137							6				25	6	2	11	20	1	121		846	
157	40		417	112											38	16	5	25	19	3	108		940	
3				3											31	10				8			55	
			8	10												3	6			19	1	11	58	
25			12	4											20	10			4		8	14	97	
			7	4											19								2	32
	3			3							5				6				1				18	
																	3						1	4
4																							1	4
																5			6				1	12
4			5	6											2					10	8		35	
7				16											3	5				3			34	
	1														1	1	4			1			2	17
1 496	205		1 442	2 100	1						95			11	235	305	41	66	454	77	385		6 927	
			1							7	42		2	139	14	112	64				7	17	427	
											2			4									6	
				8							14		1	327	13	80	42		7	5	49		551	
																						2	281	
															26				3				29	
1			30	7							50		1	456	17	105	25	1	20	28	60		810	
	1										25			75				4					106	
				6							5			77			10	3		2			108	
1			1	2		3					11			324	6	20	12		8	6	35		429	
				1							5				43				2				54	
3				9											11								23	
															1								1	
															17		2	3			1	1	24	
															42			2					44	
															2		24						26	
															29				4				33	
				3											8				1				12	
											1				22			1					24	
															1								1	
									442														442	
									907						5								912	
5	1		32	36		3			1 349	7	155		4	1 885	50	354	166	1	37	47	164		4 343	

**Table 15: Movements to Europe (continued)**

REGION OF DEPARTURE			REGION OF DESTINATION																	
Region	RO	Country	Baltic States			Caucasus			Central Europe						Eastern Europe					
			Estonia	Latvia	Lithuania	Armenia	Azerbaijan	Georgia	Austria	Croatia	Czech Republic	Hungary	Poland	Romania	Slovakia	Slovenia	Belarus	Republic of Moldova	Russian Federation	Ukraine
Asia and Oceania	Dhaka	Bangladesh																		
		India																		
		Nepal																		
		Sri Lanka																		
	Islamabad	Iran (Islamic Republic of)								2										
		Kazakhstan																		
		Kyrgyzstan																		
		Mongolia																		
		Pakistan								14										
	Manila	Turkmenistan																		
		Uzbekistan																		
		Australia																		
		Cambodia												7						
		China																		
Indonesia																				
Japan																				
Malaysia																				
New Zealand																				
Philippines																				
Singapore																				
Solomon Islands																				
Thailand																				
Viet Nam																				
<b>Asia and Oceania Total</b>									<b>16</b>					<b>7</b>						
Europe	Bonn	Germany	3	30	48	323	96	282	2	129	42	12	49	17	96		43	22	278	87
		Albania												34				67	3	5
	Brussels	Belgium	3	2	12	108	3	58		4	177	12	8	184	688		23	38	194	96
		Denmark						1										1		3
		Estonia																		
		Finland			21				2			75	23	991	4	318			5	6
		France																		
		Greece																		1
		Iceland																		
		Ireland																		
		Latvia				9	9	6									3	2	550	8
		Lithuania		1		6	19	2									2	16	44	9
		Luxembourg																		
		Malta																		
		Netherlands		4	1	55	8	20		16	69	10	1	11	420	1	2	5	29	15
		Norway								8										
	Portugal		2	6				3		3				1		1	2	51	56	
	Spain			1								2		1					1	2
	Sweden								3											
	Switzerland				2		1	5	4										2	1
	United Kingdom	8	3		2		1		5		1	2	7	1		1	1	4	5	
	Rome	Italy								15			1	12				11	1	13
	Vienna	Austria			1	8		1						7				2	4	3
Azerbaijan																				
Belarus																				
Bosnia and Herzegovina									5	1	232	1	60			2	91	1	26	
Bulgaria																			11	
Croatia																				
Cyprus																				
Czech Republic					6		4							306			16			
Georgia																				
Hungary					29						1					1	57	9		
Poland																				
Romania																				
Russian Federation							4													
Slovakia																				
The FYR of Macedonia														19		5	57	1	4	
Turkey																			2	
Ukraine																				
Yugoslavia, FR											1	2	20			65	1	14		
<b>Europe Total</b>			<b>14</b>	<b>42</b>	<b>90</b>	<b>548</b>	<b>136</b>	<b>384</b>	<b>12</b>	<b>1 419</b>	<b>365</b>	<b>63</b>	<b>1 052</b>	<b>377</b>	<b>1 829</b>	<b>1</b>	<b>83</b>	<b>453</b>	<b>1 181</b>	<b>364</b>
<b>Grand Total</b>			<b>14</b>	<b>42</b>	<b>90</b>	<b>548</b>	<b>136</b>	<b>384</b>	<b>35</b>	<b>1 421</b>	<b>377</b>	<b>86</b>	<b>1 056</b>	<b>384</b>	<b>1 829</b>	<b>1</b>	<b>83</b>	<b>453</b>	<b>1 192</b>	<b>366</b>



**Table 16: Movements from Africa and the Middle East**

COUNTRIES OF DEPARTURE			REGION OF DESTINATION																						
RO	Country	Service Area	Africa and the Middle East							Americas			Asia and Oceania			Europe						Total			
			Central Africa	East Africa	Horn of Africa	Middle East	North Africa	Southern Africa	West Africa	Africa and the Middle East Total	North America	Southern Cone	Americas Total	Australia and New Zealand	South Asia	South West Asia	Asia and Oceania Total	Central Europe	Eastern Europe	Nordic Countries	South Eastern Europe		Southern Europe	Western Europe	Europe Total
Cairo	Algeria	Resettlement Assistance									5		5										7	7	12
	Egypt	Resettlement Assistance		4	16					20	3 688	3 688	403			403			18			12	30	4 141	
	Israel	Resettlement Assistance																	10			3	13	13	
	Jordan	Miscellaneous Income													5		5								5
		Repatriation Assistance										4	4												4
	Kuwait	Resettlement Assistance			4	1				5	735	735	123			123	2		1 659	1		103	1 765	2 628	
		Resettlement Assistance									93	93							20			1	21	114	
	Lebanon	Humanitarian Emergency Operations Assistance (HEOA)					1			1				39		39								40	
		Resettlement Assistance									1 330	1 330	109			109			91			19	110	1 549	
	Libyan Arab Jamahiriya	Resettlement Assistance																	7				7	7	
	Morocco	Resettlement Assistance																				4	4	4	
	Saudi Arabia	Resettlement Assistance									277	277	12			12			74			1	75	364	
	Syrian Arab Republic	Resettlement Assistance							5	5	1 577	1 577	88			88			1 688		52	339	2 079	3 749	
	Tunisia	Resettlement Assistance																				4	4	4	
	United Arab Emirates	Resettlement Assistance																	6				6	6	
Yemen	Resettlement Assistance									153	153	3			3			9			15	24	180		
<b>Cairo Total</b>				4	20	1	1	5	31	7 858	4	7 862	738	44	782	2		3 582	1	52	508	4 145	12 820		
Dakar	Benin	Repatriation Assistance	1						1														1		
		Resettlement Assistance								1 280	1 280							8			3	11	1 291		
	Burkina Faso	Resettlement Assistance																			3	3	3		
	Cameroon	Repatriation Assistance							1	1														1	
		Resettlement Assistance							34	34	706	706					1		5	8	26	40	780		
	Chad	Resettlement Assistance																			6	6	6		
	Côte d'Ivoire	Resettlement Assistance								186	186							1			13	14	200		
	Gabon	Resettlement Assistance								1	1										2	2	3		
	Gambia	Resettlement Assistance								405	405							2			12	14	419		
	Ghana	Resettlement Assistance		9					9	2 532	2 532							2		3	31	36	2 577		
	Guinea	Resettlement Assistance								2 051	2 051	82			82			1			14	15	2 148		
	Liberia	Resettlement Assistance								12	12							28				28	40		
	Mali	Resettlement Assistance								51	51												51		
	Mauritania	Resettlement Assistance																			20	20	20		
	Nigeria	Resettlement Assistance								3	3	1			1			3			8	11	15		
	Senegal	Resettlement Assistance								296	296							1			56	57	353		
		Return and Reintegration of Qualified Nationals						6	6														6		
Togo	Resettlement Assistance								4	4							3				3	7			
<b>Dakar Total</b>			1	9				6	35	51	7 527		7 527	83		83	1		54	11	194	260	7 921		

Nairobi	Burundi	Resettlement Assistance							15	15							26			17	43	58		
	Central African Republic	Resettlement Assistance							1	1							1		4	9	14	15		
	Comoros	Resettlement Assistance	1							1												1		
	Congo	Resettlement Assistance								1	5						7			6	13	19		
	Dem. Rep. of the Congo	Resettlement Assistance							296	296	27					4	21	22	189	236	559			
	Djibouti	Resettlement Assistance									109						16	5	12	33	156			
	Eritrea	Resettlement Assistance									6						31				31	38		
	Ethiopia	Resettlement Assistance		15					3	3	21	1 065					207			6	186	846	2 139	
		Return and Reintegration of Qualified Nationals		3							3												3	
	Kenya	Repatriation Assistance	17	155	204					3	379												379	
		Resettlement Assistance		2	63	1	3	1	3		73	8 307								198	924	9 723		
		Return and Reintegration of Qualified Nationals	2								2												2	
		Transportation Assistance to Experts and Scholarship Holders	11		1	1	2	3	17		35	70								16	16	150		
	Rwanda	Resettlement Assistance										1	1							49	55	57		
	Seychelles	Research and Forum Activities							3		3												3	
	Sudan	Humanitarian Emergency Operations Assistance (HEOA)		6							6												6	
		Resettlement Assistance		10							10	38								40	58	207		
	Uganda	Capacity Building Through Exchange of Experts																					1	
		Repatriation Assistance				1					1												1	
		Resettlement Assistance	19	62	27				4	13	125	388								56	97	620		
Transportation Assistance to Experts and Scholarship Holders			7		10					17												17		
United Republic of Tanzania	Resettlement Assistance		1					7		8	297								21	32	337			
	Transportation Assistance to Experts and Scholarship Holders		5		9					14												14		
<b>Nairobi Total</b>			<b>50</b>	<b>266</b>	<b>296</b>	<b>21</b>	<b>5</b>	<b>21</b>	<b>352</b>	<b>1 011</b>	<b>10 313</b>	<b>1</b>	<b>10 314</b>	<b>759</b>	<b>21</b>	<b>2</b>	<b>782</b>	<b>4</b>	<b>1 558</b>	<b>37</b>	<b>799</b>	<b>2 398</b>	<b>14 505</b>	
Pretoria	Angola	Resettlement Assistance							2	2									6	5	7	18	20	
	Botswana	Repatriation Assistance		1					5	6	1												7	
		Resettlement Assistance			1					1	79			14									94	
	Madagascar	Resettlement Assistance									4									4	4	8		
	Malawi	Resettlement Assistance									5											5		
	Mauritius	Resettlement Assistance																	4		4	4		
		Repatriation Assistance			1					1													1	
	Mozambique	Resettlement Assistance										17									12	12	29	
		Repatriation Assistance		8	1	12			1	1	23												23	
	South Africa	Resettlement Assistance	17	1	5				7	30	155								15		20	35	244	
		Resettlement Assistance									14												14	
	Zambia	Post-Emergency Movement Assistance							6 575	6 575													6 575	
		Resettlement Assistance		3					5	8	295								23		11	34	338	
	Zimbabwe	Resettlement Assistance			1					1	10								1			5	6	17
Transportation Assistance to Experts and Scholarship Holders										314								7		1	3	11	328	
<b>Pretoria Total</b>			<b>28</b>	<b>4</b>	<b>19</b>			<b>6 588</b>	<b>8</b>	<b>6 647</b>	<b>894</b>		<b>894</b>	<b>42</b>			<b>42</b>	<b>7</b>	<b>49</b>	<b>6</b>	<b>62</b>	<b>124</b>	<b>7 707</b>	
<b>Grand Total</b>			<b>79</b>	<b>283</b>	<b>335</b>	<b>22</b>	<b>6</b>	<b>6 615</b>	<b>400</b>	<b>7 740</b>	<b>26 592</b>	<b>5</b>	<b>26 597</b>	<b>1 622</b>	<b>65</b>	<b>2</b>	<b>1 689</b>	<b>7</b>	<b>7 524</b>	<b>1</b>	<b>106</b>	<b>1 563</b>	<b>6 927</b>	<b>42 953</b>

**Table 17: Movements from the Americas**

COUNTRIES OF DEPARTURE			REGION OF DESTINATION																														
RO	Country	Service Area	Africa and the Middle East							Americas						Asia and Oceania				Europe						Total							
			Central Africa	East Africa	Horn of Africa	Middle East	North Africa	Southern Africa	West Africa	Africa and the Middle East Total	Andean Countries	Caribbean	Central America and Mexico	North America	South America, other	Southern Cone	Americas Total	Australia and New Zealand	Far East	South Asia	South East Asia	Asia and Oceania Total	Central Europe	Eastern Europe	Nordic Countries		South Eastern Europe	Southern Europe	Western Europe	Europe Total			
Buenos Aires	Argentina	Capacity Building through transfer of Qualified Human Resources														12	12													1	2	3	15
		Migration Health Assistance and Advice														79	79																79
		Repatriation Assistance							1			1				7	8								1			3			4	13	
		Resettlement Assistance										3				7	3												8		8	11	
		Return and Reintegration of Qualified Nationals										81		12			93															93	
		Technical Cooperation for Migration Management and Capacity Building										4	2	1		9	16															16	
	Transportation Assistance to Experts and Scholarship Holders							9	3		4	16	82	40	119	172	2 743	3 156	22	24		1	15	62	20	2			178	212	412	3 646	
	Brazil	Post-Emergency Migration Health Assistance																												2		2	2
		Repatriation Assistance																6	6													6	
		Resettlement Assistance																	3	3												3	
		Return and Reintegration of Qualified Nationals											37					3	40													40	
		Transportation Assistance to Experts and Scholarship Holders											18					31	49										4		4	53	
	Chile	Repatriation Assistance														1	2	3							2		2		1		5	8	
		Resettlement Assistance										5		1	46			52	49						3		17	9	29	130			
		Return and Reintegration of Qualified Nationals										31		38			7	76									1		1	77			
	Transportation Assistance to Experts and Scholarship Holders							37			1	38	2	83	255	23	363	7			4	11	1	2	3	323	187	516	928				
	Paraguay	Technical Cooperation for Migration Management and Capacity Building																1	1													1	
		Transportation Assistance to Experts and Scholarship Holders																4	4													4	
	Uruguay	Repatriation Assistance											1		2			3														3	
		Resettlement Assistance														2		2							2				270		272	274	
		Return and Reintegration of Qualified Nationals										8		1				9													9		
		Transportation Assistance to Experts and Scholarship Holders	1						1							7	12	19			1							6	3	9	31		
	<b>Buenos Aires Total</b>			<b>1</b>					<b>47</b>	<b>4</b>			<b>5</b>	<b>57</b>	<b>272</b>	<b>43</b>	<b>257</b>	<b>483</b>	<b>2 939</b>	<b>3 994</b>	<b>81</b>	<b>25</b>	<b>1</b>	<b>19</b>	<b>126</b>	<b>25</b>	<b>4</b>	<b>9</b>	<b>814</b>	<b>413</b>	<b>1 265</b>	<b>5 442</b>	





**Table 17: Movements from the Americas (continued)**

COUNTRIES OF DEPARTURE			REGION OF DESTINATION																			Total									
			Africa and the Middle East							Americas						Asia and Oceania				Europe											
RO	Country	Service Area	Central Africa	East Africa	Horn of Africa	Middle East	North Africa	Southern Africa	West Africa	Africa and the Middle East Total	Andean Countries	Caribbean	Central America and Mexico	North America	South America, other	Southern Cone	Americas Total	Australia and New Zealand	Far East	South Asia	South East Asia	Asia and Oceania Total	Central Europe	Eastern Europe	Nordic Countries	South Eastern Europe	Southern Europe	Western Europe	Europe Total	Total	
San José	Costa Rica	Repatriation Assistance									14							14													14
		Resettlement Assistance												3				3	5				5								8
		Return and Reintegration of Qualified Nationals								44	2	17		1				64									4			4	68
		Return Assistance to Migrants and Governments															6	6													6
		Technical Cooperation for Migration Management and Capacity Building															1	1													1
		Transportation Assistance to Experts and Scholarship Holders							3	3	15	3	24	13		17	72								3	1		44	2	50	125
	Cuba	Humanitarian Emergency Operations Assistance (HEOA)									1							1													1
		Repatriation Assistance																								8				8	8
		Resettlement Assistance								12		23	2 679					2 714							4					4	2 718
		Return and Reintegration of Qualified Nationals											12					12													12
		Transportation Assistance to Experts and Scholarship Holders								10		1			1		12										11			11	23
	Dominican Republic	Repatriation Assistance															2	2										1		1	3
		Technical Cooperation for Migration Management and Capacity Building															1	1													1
		Transportation Assistance to Experts and Scholarship Holders															1	1													1
	El Salvador	Repatriation Assistance									3							3			5		5								8
		Resettlement Assistance												77				77	11					11							88
		Transportation Assistance to Experts and Scholarship Holders								4	72	26	5		15	122											17	7	24	146	
	Guatemala	Repatriation Assistance								25		1			2	28															28
		Resettlement Assistance												84				84	1				1								85
		Return Assistance to Migrants and Governments								83								83													83
		Technical Cooperation for Migration Management and Capacity Building								2		1			1	4															4
	Haiti	Transportation Assistance to Experts and Scholarship Holders											6	3		3	12										42	2	44	56	
		Repatriation Assistance													4			4										1		1	5
		Resettlement Assistance												1	32			33									1	24	25	58	
	Honduras	Technical Cooperation for Migration Management and Capacity Building															4	4													4
		Capacity Building through transfer of Qualified Human Resources																									1		1	1	
		Repatriation Assistance															1	1													1
		Resettlement Assistance													14			14													14
	Honduras	Transportation Assistance to Experts and Scholarship Holders								19		40	40		11	110											28	4	32	142	



**Table 18: Movements from Asia and Oceania**

COUNTRIES OF DEPARTURE			REGION OF DESTINATION																			Total						
			Africa and the Middle East					Americas			Asia and Oceania							Europe										
RO	Country	Service Area	Central Africa	East Africa	Horn of Africa	Middle East	West Africa	Africa and the Middle East Total	Andean Countries	Central America and Mexico	North America	Americas Total	Australia and New Zealand	Central Asia	Far East	Melanesia	South Asia	South East Asia	South West Asia	Asia and Oceania Total	Central Europe	Nordic Countries	South Eastern Europe	Southern Europe	Western Europe	Europe Total		
Dhaka	Bangladesh	Humanitarian Emergency Operations Assistance (HEOA)			1			1																			1	
		Resettlement Assistance																					5			18	23	23
	India	Capacity Building through transfer of Qualified Human Resources									1	1																1
		Resettlement Assistance		1	1				2			310	310	1								1		41		12	53	366
		Transportation Assistance to Experts and Scholarship Holders		11					11																			11
	Nepal	Resettlement Assistance																					2				2	2
Sri Lanka	Resettlement Assistance																						13		124	137	137	
<b>Dhaka Total</b>				12	2			14		1	310	311	1							1		61		154	215	541		
Islamabad	Iran (Islamic Republic of)	Repatriation Assistance				2 863		2 863												159 244	159 244						162 107	
		Resettlement Assistance									96	96	30								33	63	2	850	10	106	968	1 127
	Kazakhstan	Resettlement Assistance									30	30													2		2	32
		Technical Cooperation for Migration Management and Capacity Building													2							2						2
	Kyrgyzstan	Humanitarian Emergency Operations Assistance (HEOA)						2	2																			2
		Resettlement Assistance																							3		3	3
	Mongolia	Resettlement Assistance																					1				1	1
	Pakistan	Migration Health Assistance and Advice																							1		1	1
		Repatriation Assistance			1				1																			1
		Resettlement Assistance									4 137	4 137	381					5			386	14	910	15	299	1 238	5 761	
	Turkmenistan	Resettlement Assistance																						1				1
		Return Assistance to Migrants and Governments													71							71						71
Technical Cooperation for Migration Management and Capacity Building						3		3																			3	
Uzbekistan	Resettlement Assistance									93	93											10		17		27	120	
<b>Islamabad Total</b>					1	2 866	2	2 869			4 356	4 356	411	73			5		159 277	159 766	16	1 772	15	27	411	2 241	169 232	
Manila	Australia	Capacity Building Through Exchange of Experts														14					14						14	
		Post-Emergency Movement Assistance																	105		105						105	
		Return and Reintegration of Qualified Nationals																	1		1			1			2	
		Return Assistance to Migrants and Governments												30					611	2	643			181			181	824

Manila (cont'd)	Cambodia	Assistance to Victims of Trafficking Migration and Travel Health Assessment																7											1	1	1			
		Resettlement Assistance							429	429	71									71	1			3							4	504		
		Repatriation Assistance	1																													1		
	China	Resettlement Assistance			3				22	22	181											12			15					27	233			
		Post-Emergency Movement Assistance													5 723																5 723			
	East Timor	Return Assistance to Migrants and Governments												2																	2			
		Post-Emergency Movement Assistance													39 905																39 905			
	Indonesia	Repatriation Assistance			1				2	2					1											2					4			
		Resettlement Assistance																													2			
		Return Assistance to Migrants and Governments					4								5 168	28															201			
	Japan	Resettlement Assistance							4	4	52																				52			
		Return Assistance to Migrants and Governments																													5			
	Malaysia	Post-Emergency Movement Assistance														74															74			
		Resettlement Assistance																								14		5			19			
	New Zealand	Return Assistance to Migrants and Governments																									19				19			
		Transportation Assistance to Experts and Scholarship Holders									1																				1			
	Papua New Guinea	Capacity Building Through Exchange of Experts												1																	1			
		Repatriation Assistance					1																								1			
	Philippines	Post-Emergency Movement Assistance														1															1			
		Repatriation Assistance													1																1			
Resettlement Assistance										34	34	245																2	2	4	283			
Singapore	Resettlement Assistance																								1					1				
Solomon Islands	Transportation Assistance to Experts and Scholarship Holders																											2		2				
Thailand	Assistance to Victims of Trafficking																													235				
	Repatriation Assistance								1	1																				1				
	Resettlement Assistance									1	1		817	817	59														59	189	2	191	1 068	
Viet Nam	Resettlement Assistance																													187	10	25	35	7 104
		<b>Manila Total</b>	<b>1</b>	<b>12</b>	<b>8</b>	<b>2 870</b>	<b>4</b>	<b>2 895</b>	<b>1</b>	<b>1</b>	<b>12 856</b>	<b>12 858</b>	<b>1 103</b>	<b>73</b>	<b>135</b>	<b>14</b>	<b>10</b>	<b>46 827</b>	<b>159 307</b>	<b>30</b>	<b>47 702</b>	<b>7</b>	<b>229</b>	<b>206</b>	<b>4</b>	<b>53</b>	<b>499</b>	<b>56 404</b>						
		<b>Grand Total</b>	<b>1</b>	<b>12</b>	<b>8 2 870</b>	<b>4</b>	<b>2 895</b>	<b>1</b>	<b>1</b>	<b>12 856</b>	<b>12 858</b>	<b>1 103</b>	<b>73</b>	<b>135</b>	<b>14</b>	<b>10</b>	<b>46 827</b>	<b>159 307</b>	<b>207 469</b>	<b>23 2 062</b>	<b>221</b>	<b>31</b>	<b>618</b>	<b>2 955</b>	<b>226 177</b>									

**Table 19: Movements from Europe**

COUNTRIES OF DEPARTURE			REGION OF DESTINATION																						Total										
RO	Country	Service Area	Africa and the Middle East							Americas					Asia and Oceania					Europe															
			Central Africa	East Africa	Horn of Africa	Middle East	North Africa	Southern Africa	West Africa	Africa and the Middle East Total	Andean Countries	Caribbean	Central America and Mexico	North America	South America, other	Southern Cone	Americas Total	Australia and New Zealand	Central Asia	Far East	South Asia	South East Asia	South West Asia	Asia and Oceania Total		Baltic States	Caucasus	Central Europe	Eastern Europe	Nordic Countries	South Eastern Europe	Southern Europe	Western Europe	Europe Total	
Bonn	Germany	Capacity Building through transfer of Qualified Human Resources														14	14																		14
		Post-Emergency Migration Health Assistance																														1			1
		Resettlement Assistance												6 573				6 573	293																
		Return Assistance to Migrants and Governments	14	6	44	367	43	15	171	660	9	6		490		12	517	655	63	24	119	131	391	1 383	81	701	347	430	6	64 355	131	21	66 072	68 632	
		Transportation Assistance to Experts and Scholarship Holders										4					4																		
<b>Bonn Total</b>			<b>14</b>	<b>6</b>	<b>44</b>	<b>367</b>	<b>43</b>	<b>15</b>	<b>171</b>	<b>660</b>	<b>13</b>	<b>6</b>	<b>7 063</b>	<b>26</b>	<b>7 108</b>	<b>948</b>	<b>63</b>	<b>24</b>	<b>119</b>	<b>131</b>	<b>391</b>	<b>1 676</b>	<b>81</b>	<b>701</b>	<b>347</b>	<b>430</b>	<b>14</b>	<b>64 356</b>	<b>131</b>	<b>23</b>	<b>66 083</b>	<b>75 527</b>			
Brussels	Albania	Assistance to Victims of Trafficking																																97	
		Humanitarian Emergency Operations Assistance (HEOA)																									1	13						14	
		Post-Emergency Migration Health Assistance														3	3													3	51			54	
		Post-Emergency Movement Assistance												5			5																	5	
		Resettlement Assistance												121			121	71													3	5		8	200
	Belgium	Post-Emergency Migration Health Assistance																													5			5	
		Repatriation Assistance	1													1	1													1				3	
		Resettlement Assistance															5																	5	
		Return and Reintegration of Qualified Nationals																																14	
		Return Assistance to Migrants and Governments	23	5	4	10	10	3	68	123	85	3		39		22	149	7	260		12	4	43	326	17	169	1 073	351		3 100	80		4 790	5 388	
	Denmark	Technical Cooperation for Migration Management and Capacity Building																													1			1	
		Transportation Assistance to Experts and Scholarship Holders										6					6																	6	
		Resettlement Assistance														1	1																	61	
	Estonia	Return Assistance to Migrants and Governments																																5	
		Resettlement Assistance				2											2																		4
	Finland	Return Assistance to Migrants and Governments	1	1		20			1	23		1		2			1		2		2	13	17	21	2	1 411	11		314	4			1 763	1 804	
		Humanitarian Emergency Operations Assistance (HEOA)															1																		2
	France	Resettlement Assistance																4																	4
		Return and Reintegration of Qualified Nationals															1	2																	7
Return Assistance to Migrants and Governments																																		544	
Greece	Transportation Assistance to Experts and Scholarship Holders										19					25																		25	
	Humanitarian Emergency Operations Assistance (HEOA)																																	1	
Iceland	Resettlement Assistance																																		737
	Resettlement Assistance																																		8



**Table 19: Movements from Europe (continued)**

COUNTRIES OF DEPARTURE			REGION OF DESTINATION																				Total													
RO	Country	Service Area	Africa and the Middle East							Americas					Asia and Oceania					Europe																
			Central Africa	East Africa	Horn of Africa	Middle East	North Africa	Southern Africa	West Africa	Africa and the Middle East Total	Andean Countries	Caribbean	Central America and Mexico	North America	South America, other	Southern Cone	Americas Total	Australia and New Zealand	Central Asia	Far East	South Asia	South East Asia	South West Asia	Asia and Oceania Total	Baltic States	Caucasus	Central Europe	Eastern Europe	Nordic Countries	South Eastern Europe	Southern Europe	Western Europe	Europe Total			
Rome	Italy	Post-Emergency Migration Health Assistance																															7	7		
		Repatriation Assistance		1	1				6	9	1					4		5				1	1			2						1		1	17	
		Resettlement Assistance	8		1		1		10	20	6				87		1	94	3					1		4			1	12		5			18	136
		Return and Reintegration of Qualified Nationals										4						4																		4
		Return Assistance to Migrants and Governments																											15			691	3		709	709
		Trafficking Prevention Assistance																											12	13		2	7		34	34
		Transportation Assistance to Experts and Scholarship Holders											5						5													1			1	6
<b>Rome Total</b>			<b>8</b>	<b>1</b>	<b>2</b>		<b>2</b>		<b>16</b>	<b>29</b>	<b>16</b>		<b>87</b>		<b>5</b>	<b>108</b>	<b>3</b>			<b>1</b>	<b>2</b>		<b>63</b>	<b>6</b>			<b>28</b>	<b>25</b>		<b>698</b>	<b>19</b>		<b>770</b>	<b>913</b>		
Vienna	Austria	Resettlement Assistance				21	1	2	16	40	5		4 809		1	4 815	21	5		9	1	63	99	1	9	7	9	1	265	6		298	5 252			
		Return Assistance to Migrants and Governments																												1 088			1 088	1 088		
		Transportation Assistance to Experts and Scholarship Holders										1						1																	1	
	Azerbaijan	Resettlement Assistance												77			77												16				16	93		
	Belarus	Repatriation Assistance																													1			1	1	
		Resettlement Assistance													87			87											1		3		4	91		
	Bosnia and Herzegovina	Assistance to Victims of Trafficking																																		
		Post-Emergency Migration Health Assistance																																		
		Resettlement Assistance													699			699	22																	
	Bulgaria	Return Assistance to Migrants and Governments																																		
		Humanitarian Emergency Operations Assistance (HEOA)																											11						11	11
		Repatriation Assistance	1		1						2																							4	4	6
		Resettlement Assistance						1			1																			5					5	6
	Croatia	Return and Reintegration of Qualified Nationals							1		1																								1	1
		Repatriation Assistance																																	53	53
		Resettlement Assistance													9 027			9 027	396											8		32		40	9 463	
	Cyprus	Return Assistance to Migrants and Governments																			10															
Resettlement Assistance														58			58																	1 987	1 997	
Czech Republic	Resettlement Assistance													1			1	5	1		2		2	10		10	306	16		18			350	361		
Georgia	Resettlement Assistance													2			2															6		6	8	
Hungary	Post-Emergency Migration Health Assistance																																	2	2	
	Resettlement Assistance			1	10	24		1	5	41	6			87			93	11	11	48	55	30	8	163		29	1	67	1	155	7		260	557		
	Return Assistance to Migrants and Governments																																	66	66	





**Table 20: Top 15 Departure Missions**

Mission	Total Migrants
Tehran	163 189
Bonn	75 529
Kupang	39 973
Bern - HQ/TMS	19 626
Nairobi	12 815
Zagreb	11 625
Moscow	8 606
Kyiv	8 278
Amman	7 979
Ho Chi Minh City	6 944
Lusaka	6 885
Vienna	6 389
Belgrade	6 198
Islamabad	5 898
Helsinki	5 778
Others (62 Missions)	65 026
<b>Grand Total</b>	<b>450 738</b>

