

# 109TH SESSION OF THE COUNCIL

## Report of the Director General

*27-30 NOVEMBER 2018*

*GENEVA*

#Council2018




WIFI: iom  
PASSWORD: council2018

# IOM in 2018

BUDGET

**1.8**


**Billion  
USD**



STAFF

**11,500**

from 10,500 in 2017



MEMBER  
STATES

**172**

from 166 in 2017



ACTIVE  
PROJECTS

**3,500**

from 3,300 in 2017



# Supporting Migrants



**240,000** people received support for visa applications



**175,000** health assessments across 60 countries



**47,349** people assisted under resettlement and humanitarian admission programming in 31 countries



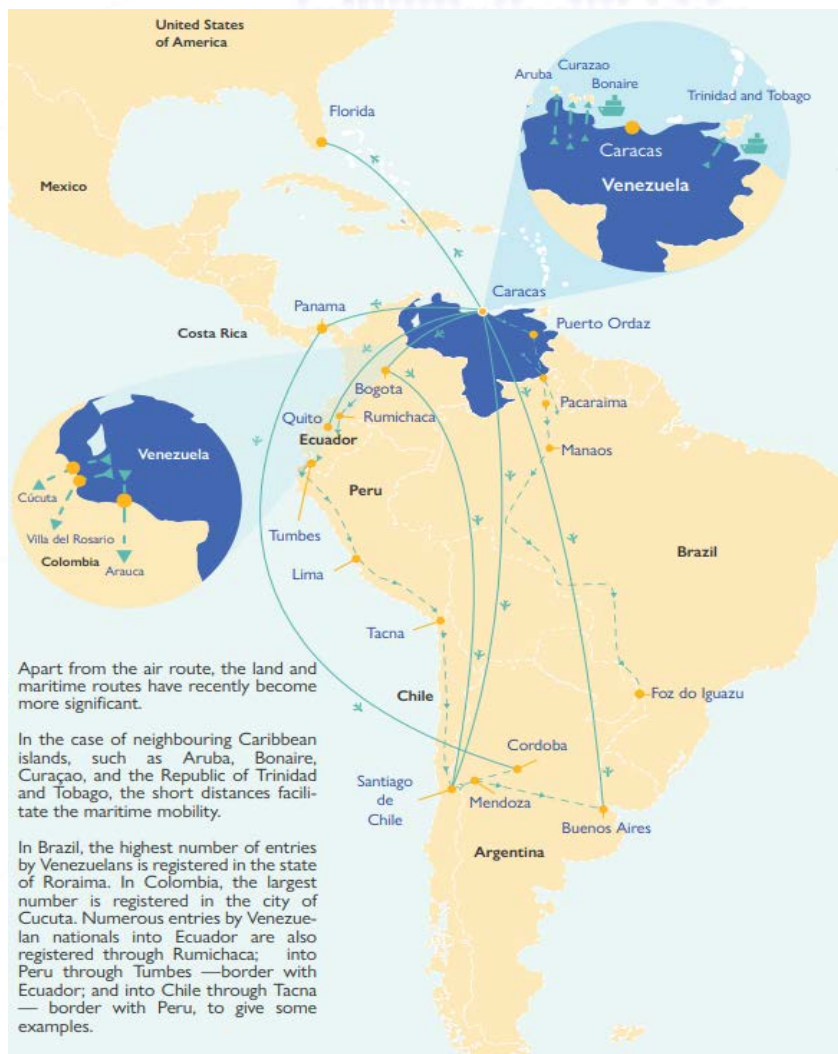
**32,516** beneficiaries of AVR programmes



**19,751** people trained to address human trafficking, or violence, exploitation and abuse

# Southern America

## Map of migration routes




	2005	2010	2015	2017/ 2018
Caribbean	24,367	19,629	21,074	42,950
Central America + Mexico	12,437	21,260	33,065	118,266
North America (Canada + USA)	155,140	196,910	273,418	310,999
South America	54,616	62,240	86,964	1,848,581
Significant Destinations (see map)	394,209	503,156	638,849	2,588,683
Worldwide	437,280	556,641	695,551	2,648,509

## Evolution of Venezuelan population abroad.

2005 & 2010, from UN DESA. 2015 and 2017/18 from UN DESA and other official sources. 2017/2018 accumulates official data available in every country.




# Libya

 IDPs  
**193,581**

 RETURNEES  
**382,222**

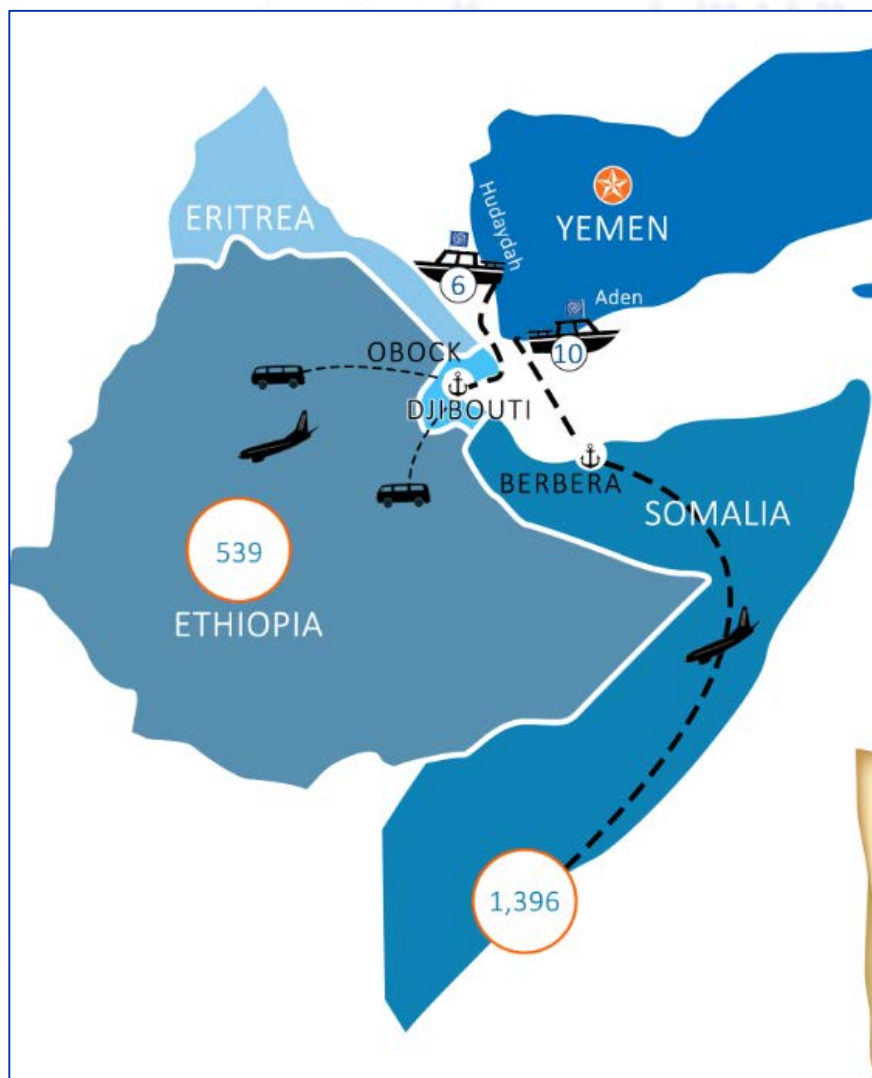
 MIGRANTS  
**669,176**

 Migrants voluntary returned to their home countries  
**12,544**

 Migrants received medical assistance  
**25,590**

 Migrants **33,175** IDPs **19,744**  
received NFIs (mattress, blankets, clothes)

# Yemen



**22.3M**

In need of  
humanitarian  
assistance

**2 M**

IDPs

**2.2 M**

aimed to be  
supported by  
IOM

## Voluntary returns from Yemen

**1,935** Voluntary Returns  
facilitated in 2018



2010—2018

**36** Sailings from Hudaydah  
**29** Sailings from Aden <sup>1\*</sup>



2010—2018 <sup>2\*</sup>

**27** Chartered flights  
**101** Commercial flights

# Bangladesh



New Rohingya arrivals since 25 August 2018 to Cox's Bazar

**710,000**



Total Rohingya population in Cox's Bazar

**923,000**



People in need in Cox's Bazar

**1.3 million**

## CUMULATIVE CATEGORY 1 INCIDENTS



**55,097**

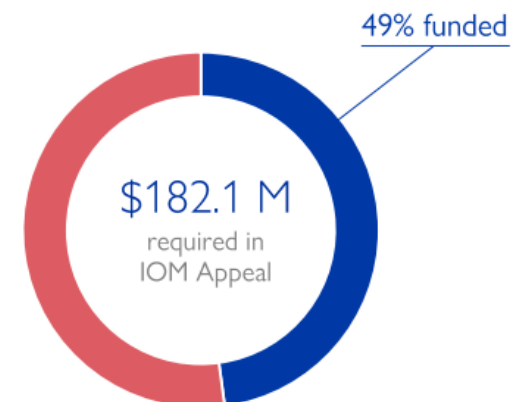
affected persons



**751** reported incidents (landslide/erosion, water logging, extreme wind, lightning and flooding)

Source: Site Management Sector, Category 1 Incident Reports (Since 11 May 2018)

## IOM FUNDING STATUS



# Internally Displaced Persons (IDPs)

IOM reached 28.9 million beneficiaries in crisis worldwide in 2017.  
At least two-thirds of these were IDPs.

*Key service areas:*



Camp management in

**28 countries**



Shelter/NFI in

**49 countries**



Water & sanitation (WASH) in

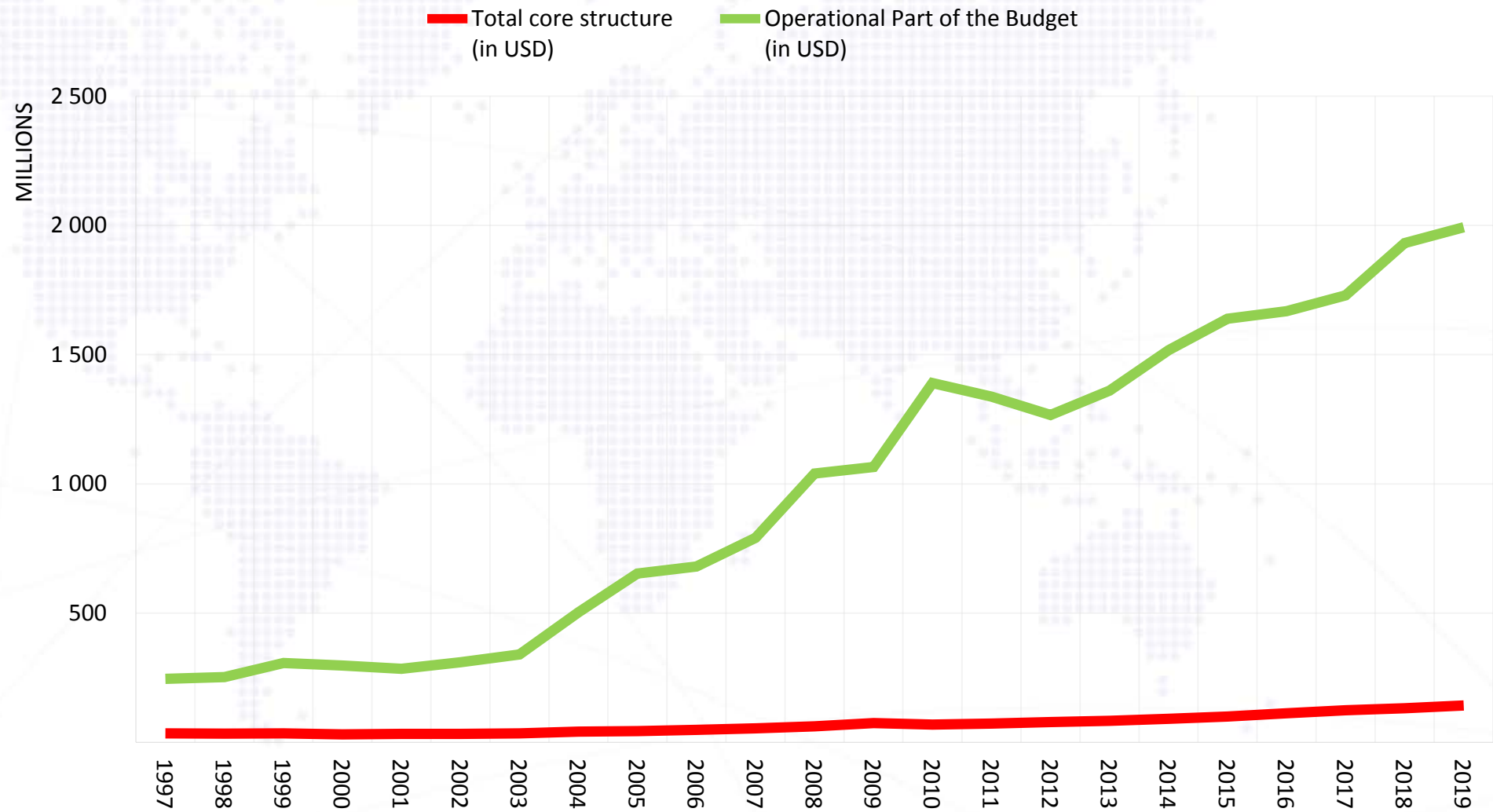
**4 million**

IOM focusing on durable solutions in 23 countries.



# Budget in 2019

## GROWTH OF THE ORGANIZATION OPERATIONAL BUDGET VS CORE BUDGET

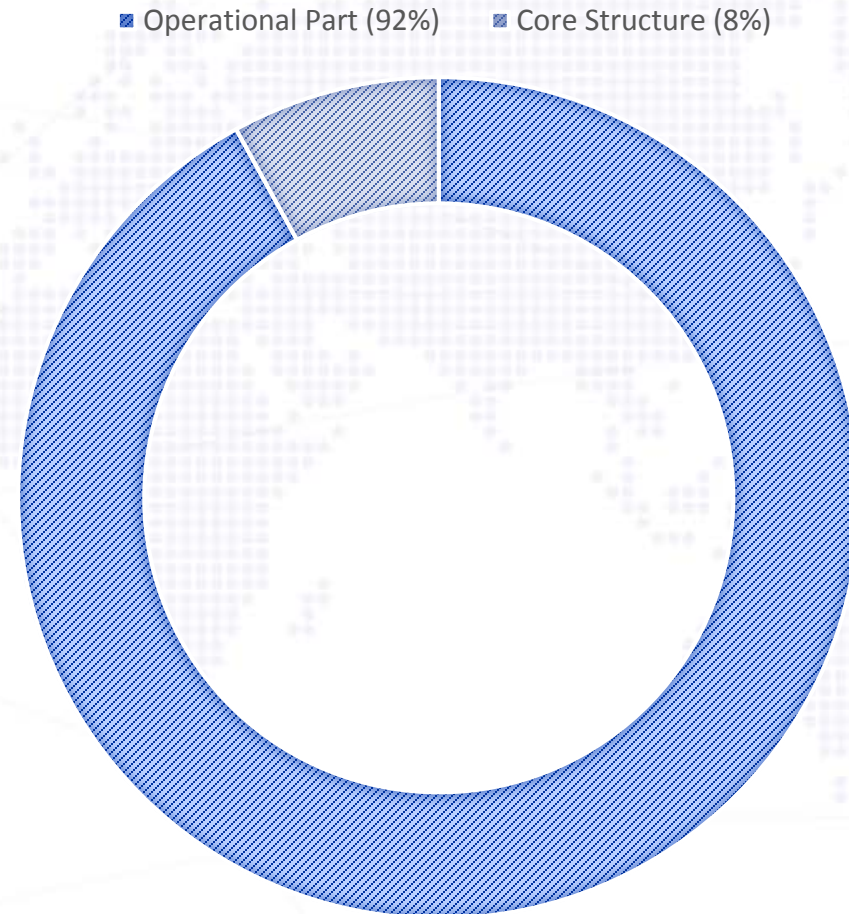


# Budget in 2019

- Proposed Administrative Part of the Budget: **CHF 52,229,662**
  - includes **CHF 1,500,000** to cover contribution to the United Nations Sustainable Development Group (in line with General Assembly resolution 72/279 of 31 May 2018)
- Operational Part: **USD 1 billion**
  - increase of **5.8 per cent** compared with the original budget for 2018 (of USD 956 million).
  - Projected level of **Operation Support Income** is established at **USD 96 million**.

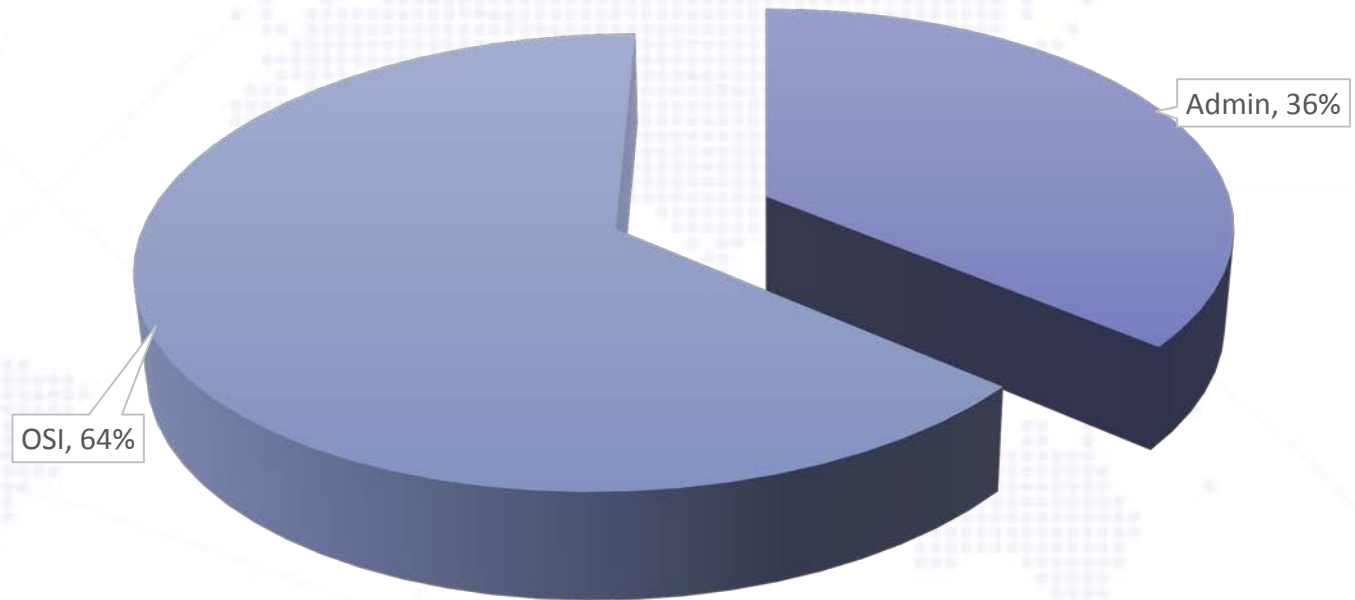
# Core Funding vs. Project Funding

## CORE STRUCTURE AS A PROPORTION OF TOTAL PROJECTED EXPENDITURE FOR 2019



# Budget in 2019

## FUNDING THE CORE STRUCTURE 2019



■ Admin ■ OSI



## Migration Initiatives 2019

For more information, please see IOM's 2019 edition of the Migration Initiatives, "Moving from commitments to action".

## International Dialogue on Migration (IDM) 2019

Role of the youth in global migration discourse

## Global Migration Film Festival (GMFF)

Opening screening: 28 November, Maison de la Paix, Geneva