

32nd SESSION OF THE STANDING COMMITTEE ON PROGRAMMES AND FINANCE

AGENDA ITEM 12

IOM's RESPONSE TO MIGRATION CRISES

Federico SODA

Director

Department of Operations and Emergencies

IOM's Response to Migration Crises 2022



31.1 million people
reached



Budget: USD 2 billion



Operations: +115 countries

Humanitarian Coordination



IOM actively participates in humanitarian coordination fora at the global, regional, and country levels.

In 2022:



Held a leadership role in 72 countries



Held a coordination role in 181 coordination structures (clusters, sectors, working groups, platforms)

27% increase since 2021

Camp Coordination and Camp Management



4.1 million people reached



2,050 sites reached with CCCM activities



37 country operations



IOM's coordination role in 31 CCCM mechanisms (19%+)



Shelter and Settlements

IOM was the largest recipient of shelter funding



9.5 million people reached



80 country operations (29%+)



130,137 newly constructed shelters



361,811 households received shelter assistance through CBI



+1 million households assisted with household items (70%+)



Water, Sanitation, and Hygiene



12.9 million people reached



61 country operations



1.8 million people reached with access to latrines



9.1 million people reached with hygiene promotion activities



5.76 million people reached with safe water

Resettlement and Movement Management

| Type of movement | People assisted |
|--|-----------------|
| Resettlement, humanitarian admission, EU relocation and other pathways | 120,728 |
| Humanitarian assistance to stranded migrants | 216 |
| Facilitated migration | 4,823 |
| Voluntary humanitarian return | 15,281 |
| Voluntary transfer to the EEA region / evacuation of vulnerable migrants / return of third-country nationals | 4,008 |
| Assisted voluntary return | 52,735 |
| Other RMM movements | 219 |
| TOTAL | 198,010 |

Nearly 1 in 4 people were moved by IOM arranged charter flights

Humanitarian Protection



3 million people reached with direct humanitarian protection assistance



+58 countries with protection operations



IOM partnered with 67 local women-led organizations across 32 countries



Emergency Health, Mental Health, and Psychosocial Support



+23,000 health-care workers provided with capacity building



+130,000 health assessments conducted for refugee resettlement



+2.9 million people vaccinated in crisis settings



1.5 million MHPSS services offered to crisis-affected populations



16,000 people trained in MHPSS



Displacement Tracking Matrix (DTM)

[Home | Displacement Tracking Matrix \(iom.int\)](https://iom.int)



DTM data was used as a full or partial data source for **86 per cent (25 out of 29)** of HNOs/HRPs developed in 2022 (2%+)



The movements and needs of over 51.2M IDPs, 39.3M IDP returnees, 2M returnees from abroad and 5.2M migrants were tracked and monitored



Information on migration flows was collected and produced in over 92 countries



Localization



Partnership with local and national actors across 76 country offices



Rapid Response Fund in Ethiopia, Sudan and South Sudan.



Development of a localization framework and guidance note



Localization indicators added to the institutional Strategic Results Framework.



Accountability to Affected Populations



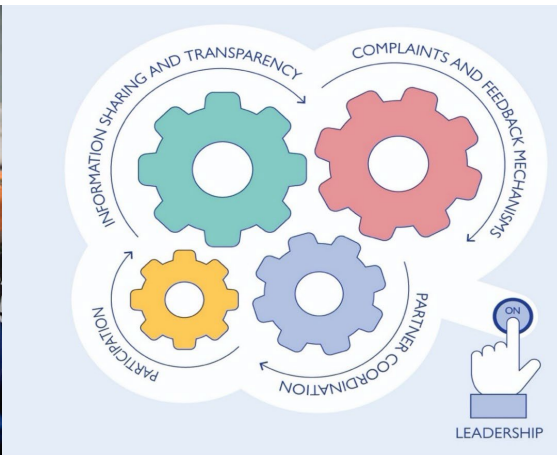
34 IOM country missions supported for AAP mainstreaming



Leads an inter-agency AAP project to strengthen leadership engagement and in-country capacity



More than 3,500 staff received AAP basic training



Current System-Wide Scale-Ups and IOM L3s

System-Wide Scale-Ups

- 1 DRC
- 2 Ethiopia
- 3 Haiti
- 4 Somalia
- 5 Ukraine

IOM L3s

- 1 DRC
- 2 Ethiopia
- 3 Haiti
- 4 Somalia
- 5 Ukraine
- 6 Afghanistan
- 7 Türkiye/NW Syria

Private sector engagement – Ukraine Response



More than USD 12 million
of in-kind donations and funding



175,889 safe nights
across 7 neighbouring
countries

flexport.

253 trucks to support
timely delivery of core
relief items

amazon

10,000 sanitation kits
supporting people
affected by the
destruction of the
Kakhovka dam



Vouchers for housing repair,
mental health and psychosocial
support systems and strengthening
cash and livelihood support

Rapidly mobilized support

Strategic partnerships

Private sector engagement -Türkiye & NW Syria Earthquake Response

More than USD 6.3 million worth of in-kind donations and funding through nine partners



 IKEA Foundation



14 airlifts carrying more than 500 tones of core relief items from Lahore, Manila, Acra, New Delhi and Nairobi



Clothing, sleeping bags, tents for earthquake affected populations



500 relief housing units to provide dignified shelters



155 trucks to support timely delivery of core relief items

Migration Emergency Fund Mechanism (MEFM)

MEFM Allocations & Repayments

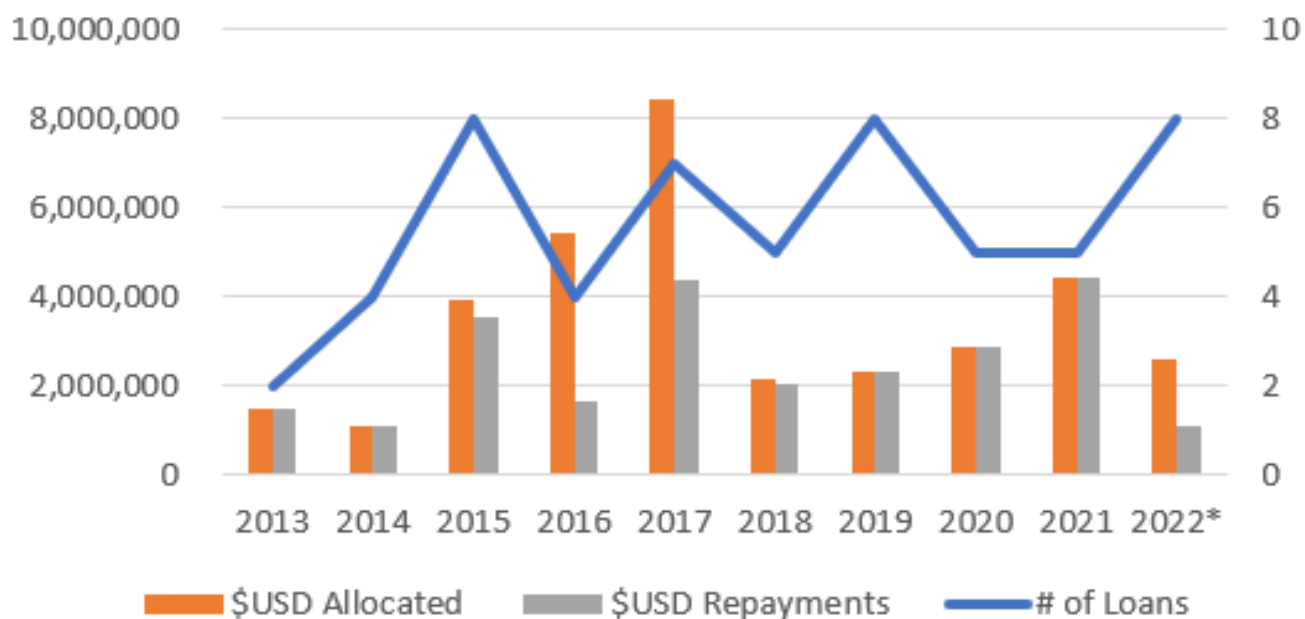


Chart showing USD allocated to COs from MEFM, Repayments and Number of Loans
(*Note: 2022 repayments are expected in the 2023 FY)

Global Crisis Response Platform (GCRP)

<https://crisisresponse.iom.int/>



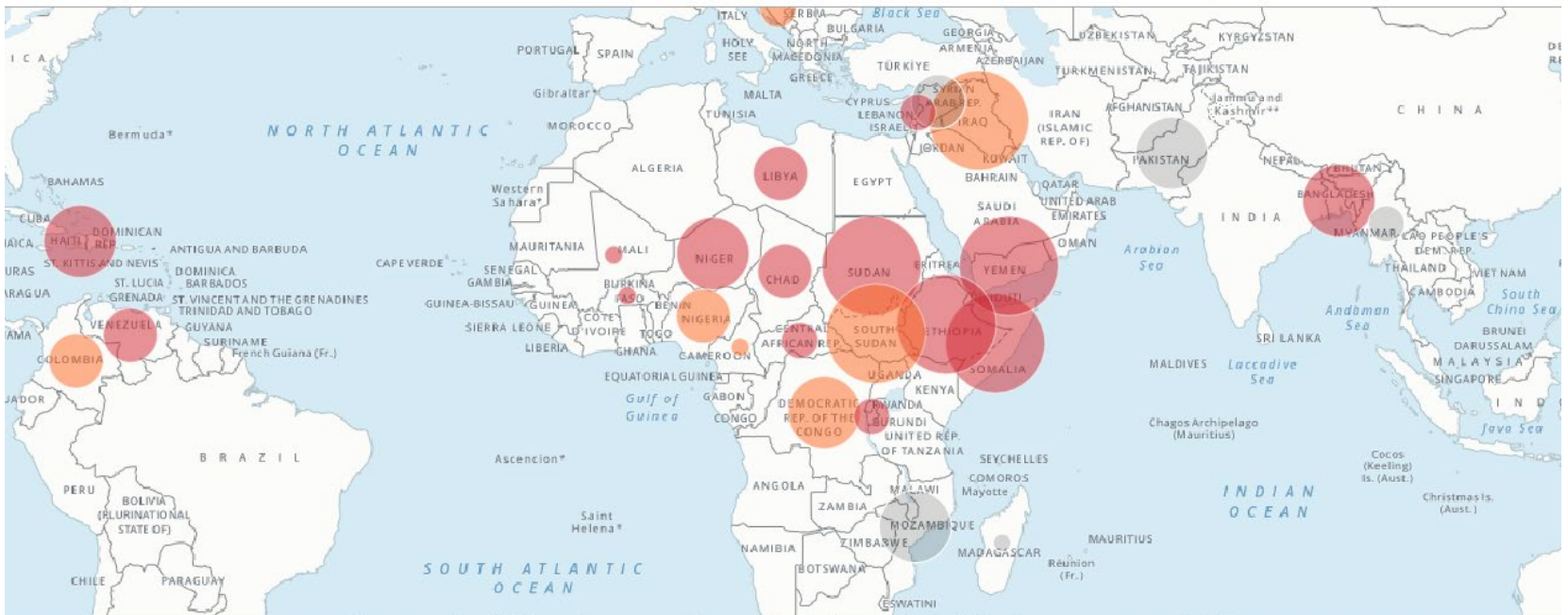
Global Crisis Response Platform

Working across the Humanitarian-Development-Peace nexus



Home Response Plans ▾ Appeals Dashboard IOM Commitments Reports Archive

Enter search, then press Enter



The map used here is for illustration purposes only. Names and boundaries do not imply official endorsement or acceptance by IOM.

Upcoming CRPs show tentative funding required and people targeted. Note that overlaps with published CRPs are not yet accounted for in aggregations.



42
CRISIS RESPONSE PLANS



73.1M
PEOPLE TARGETED



\$4.7B
FUNDING REQUIRED



\$544.8M
FUNDING CONFIRMED

THANK YOU

